

# ***Receive Update on Caltrain Safety Performance***

**JPB TOPS Committee  
December 17, 2025**



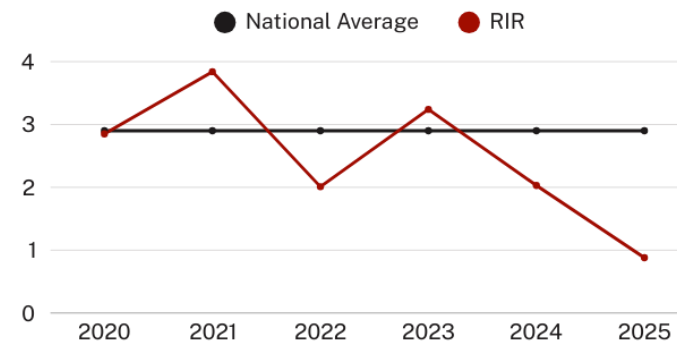
# Overview

- Safety – First and Always is Caltrain's #1 Core Value
- Safety Culture Enhancements
- Caltrain Safety Dashboard
- Security Calls for Service

# Safety Culture

- **Safety – First and Always** is our primary core value
- Safety Culture Overhaul – Safety Champions
- Risk/Data Based Decision Making/Assessments
- Grade Crossing Safety Enhancements – Zero Incursions
- $RIR < 1$
- APTA Commuter Rail Gold Safety Award

Frequency of Occurrence	Severity			
	1 Catastrophic	2 Critical	3 Marginal	4 Negligible
(A) Frequent	1A	2A	3A	4A
(B) Probable	1B	2B	3B	4B
(C) Occasional	1C	2C	3C	4C
(D) Remote	1D	2D	3D	4D
(E) Improbable	1E	2E	3E	4E

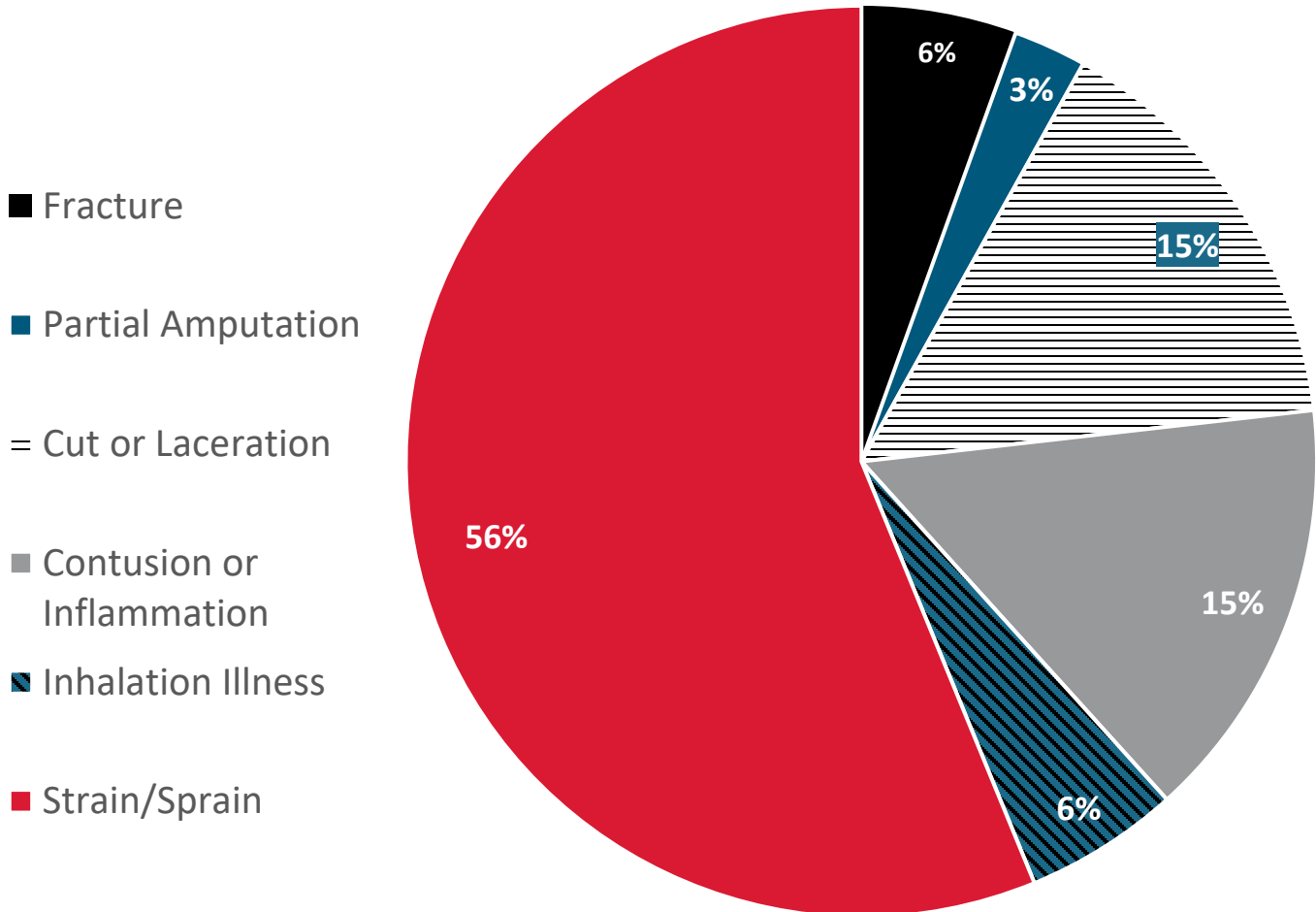


# Injuries

Days Without a Reportable Injury as of 12/7/2025		
<u>Department</u>	<u>Days Without Injury</u>	<u>Date of Last Injury</u>
OPS	9	11/28/2025
MOE	154	7/6/2025
MOW	132	7/28/2025
OTHER	2,020	5/27/2020

# Reportable Injuries

Types of Injuries CY2020 - CY2025



Employee Injuries, Reportable Injury Rate by Year



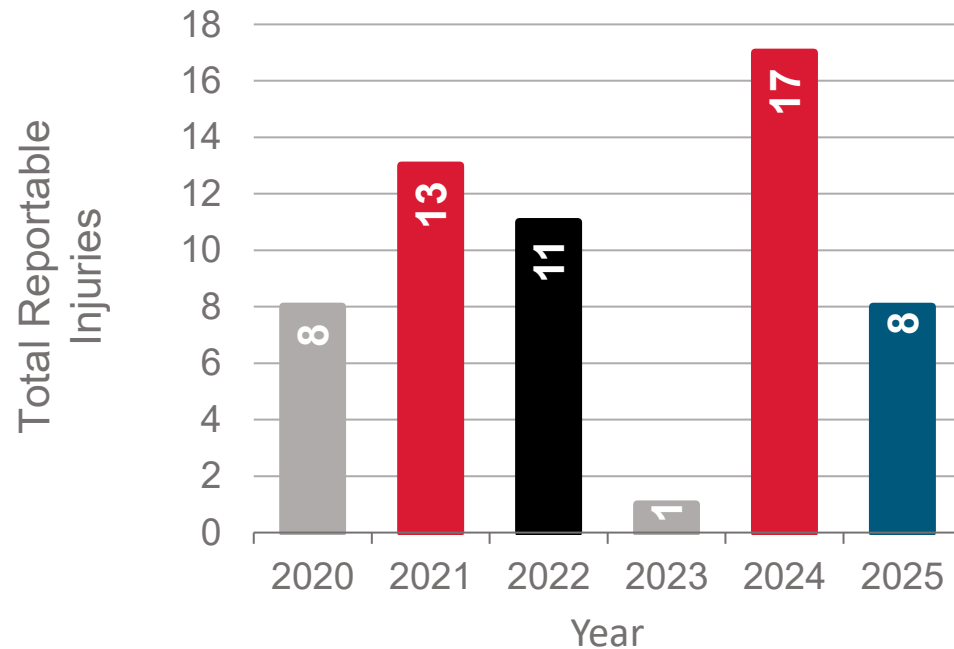
The national average RIR is 3.0 for our industry per the U.S. Bureau of Labor Statistics.



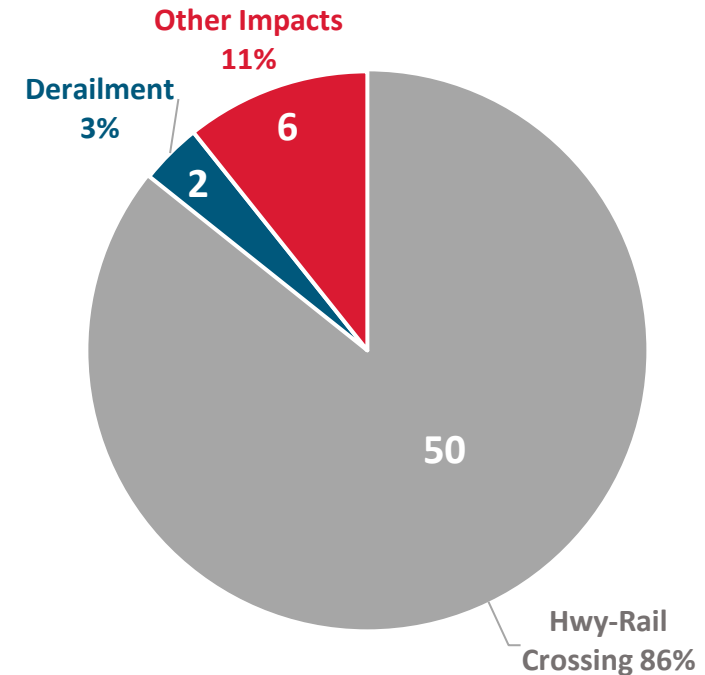
# Reportable Accidents/Incidents

## All

Reportable Rail Equipment Incidents  
YoY CY2020 – CY2025



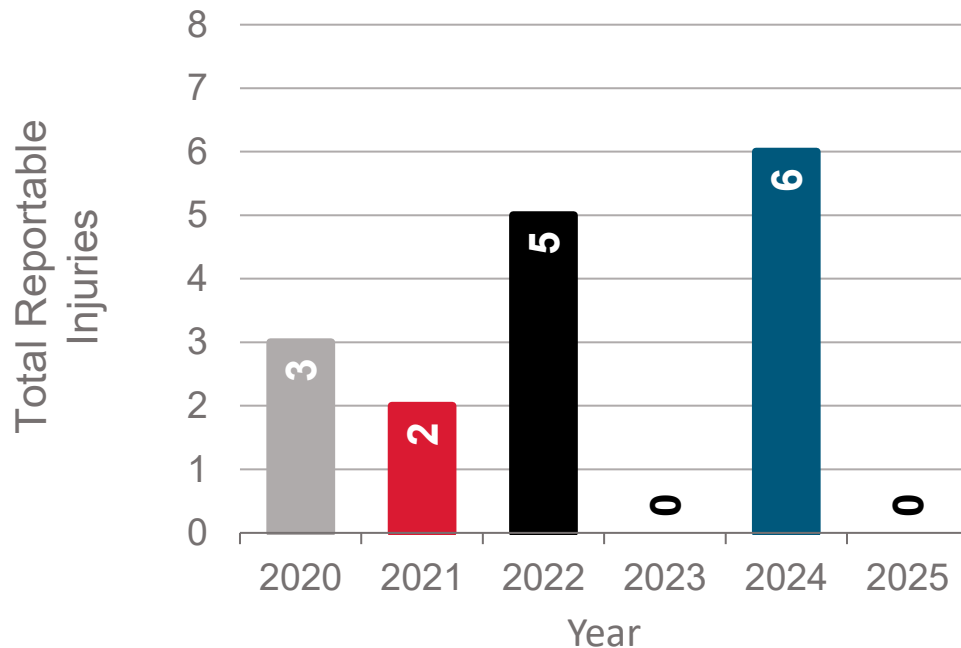
Reportable Rail Equipment Incidents  
CY2020 - CY2025



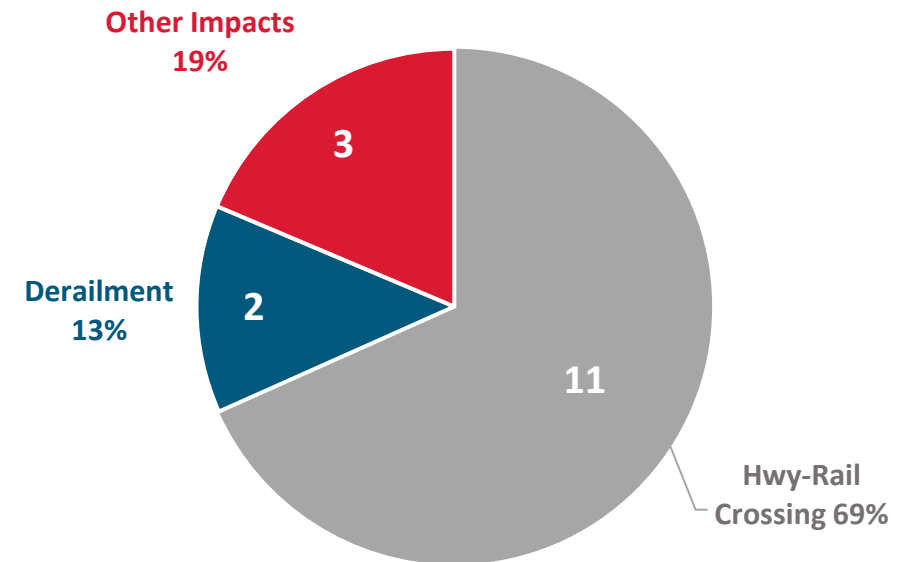
# Reportable Accidents/Incidents

## *Monetary Threshold*

Reportable Rail Equipment Incidents  
Exceeding Monetary Threshold  
YoY CY2020 – CY2025

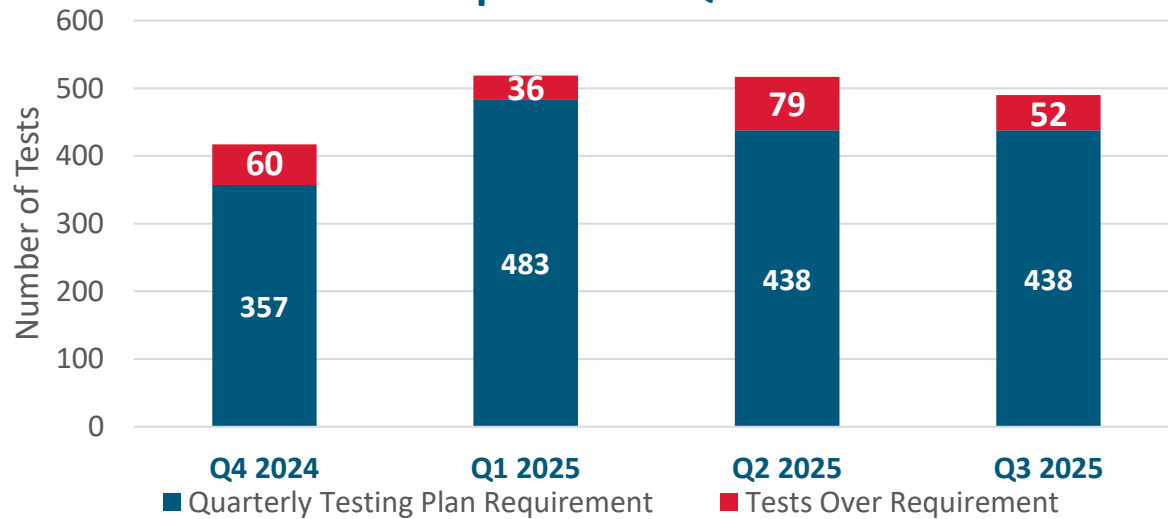


Reportable Rail Equipment Incidents  
Exceeding Monetary Threshold  
CY2020 - CY2025



# Efficiency Testing

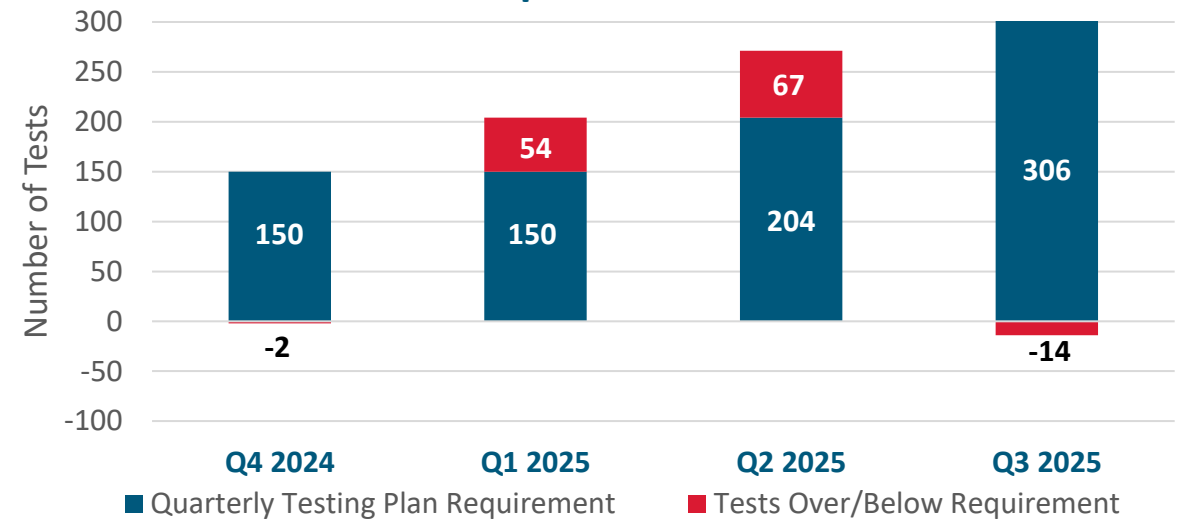
## Operations Core Program Tests Completed vs. Quota



### Operations Testing Requirements:

- Flags
- Trains/Engines/Cars Left Unattended
- Speed Requirements
- Delayed in the Block
- Communication of Signals
- Block Signal Drop
- Running Brake Test
- Conduct Proper Job Briefing

## MOE Core Program Tests Completed vs. Quota



### MOE Testing Requirements:

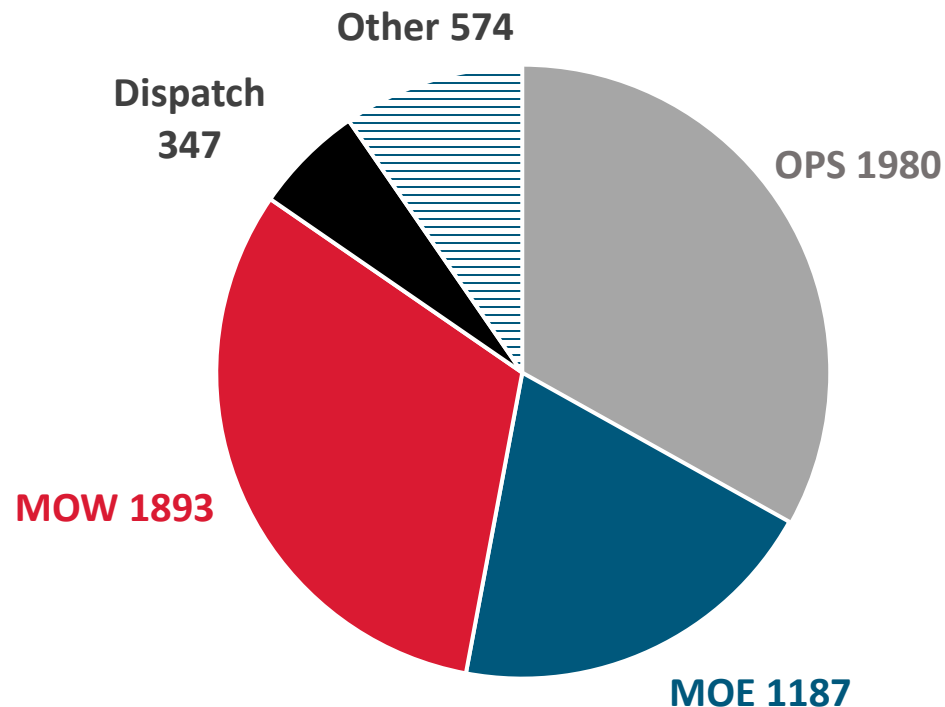
- Separation During Travel and Work
- Multiple Work Groups Using Same Authority
- Protection of Track, Car, Men, or Machines
- Blue Signal MOE
- Crossing Warning Devices





# Employee Engagements

## Employee Engagement Across Safety Events 2025



## Safety Week 2025

The 5-day Safety Week event consisted of one engagement topic each day. Collectively, TASI management engaged with 1,395 employees during this safety event.

## Spring Trends 2025

Collectively, TASI management has engaged with 1,387 employees during this 3-month event.

## Summer Spike 2025

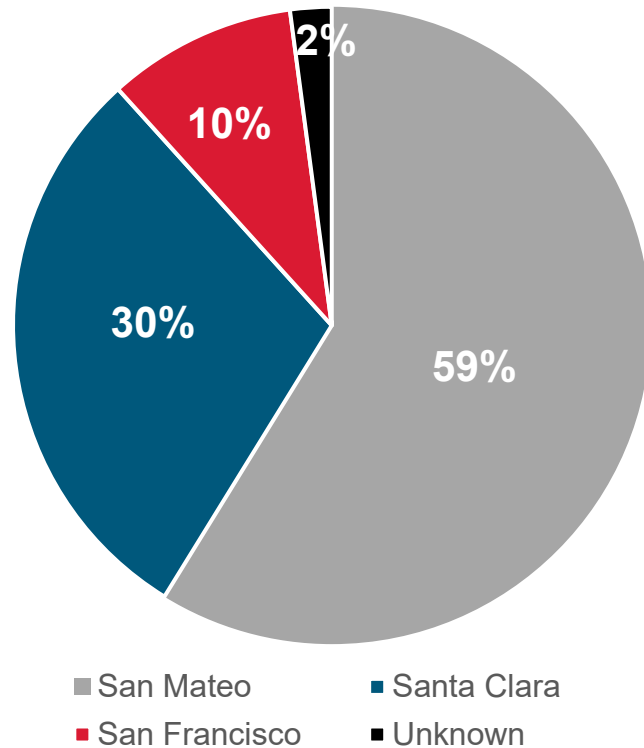
TASI management has engaged with 2,580 employees after the 4<sup>th</sup> and final week of Summer Spike.

## Winter Freeze 2025

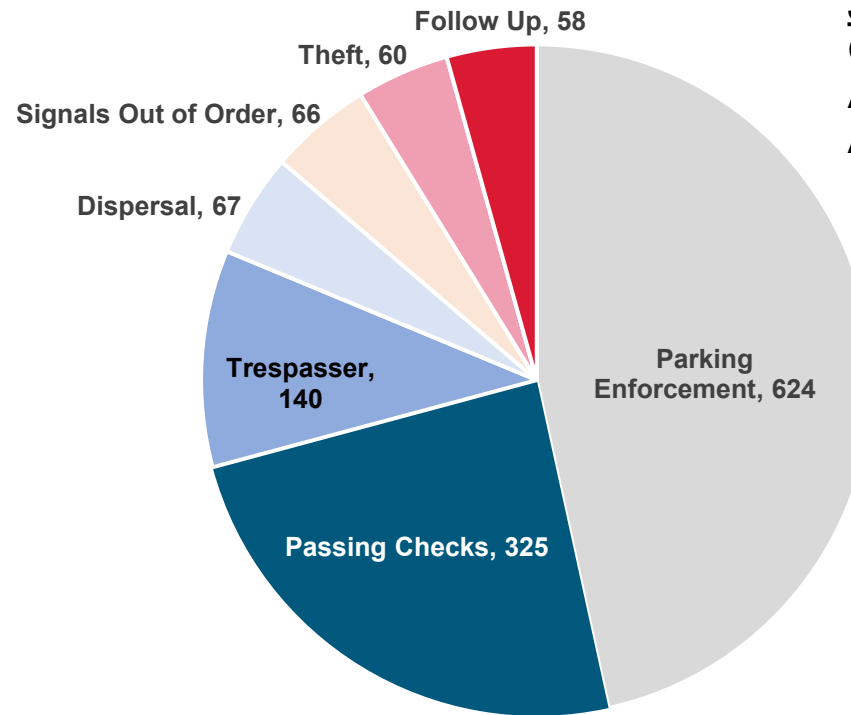
TASI management has engaged with 614 employees after the 1<sup>st</sup> week of Winter Freeze.

# Transit Police Calls for Safety – Q3'25

Calls for Service by County  
July-September 2025



Number of Calls by Category  
July-September 2025<sup>1</sup>



**July-September 2025 Service Call Data**

Overall Average Response Time: **21:08**

Average Response Time for **Priority 1\***: **14:02**

Average Response Time for **Priority 2\*\***: **21:31**

\*Priority 1 Calls: *In Progress – Crimes Against Persons*

\*\*Priority 2 Calls: *Just Occurred – Crimes Against Persons/ In Progress – Property Crimes*

Footnote 1: Total calls for service totaled 1,929 in July-September across 22 categories. The pie chart shows the top 7 categories representing 1,340 calls or 70% of the total.

# See Something, Say Something

Do your part to keep the rails safe! **Call Transit Police at 1.877.SAF.RAIL (1.877.723.7245) immediately** to report any unsafe situation or suspicious activity, such as children playing near the tracks or people hanging out along the right of way.

Save the number in your cell phone for quick and easy access.



# Questions/Comments?

FOR MORE INFORMATION

[WWW.CALTRAIN.COM](http://WWW.CALTRAIN.COM)

