

CAC SAFETY UPDATE

CITIZENS ADVISORY COMMITTEE
AUGUST 20, 2025
AGENDA ITEM 9



Overview

- **Safety – First and Always is Caltrain's #1 Core Value**
- Safety Culture
- Caltrain Safety Dashboard
- Grade Crossings
- Suicide Prevention
- Tree Policy
- Partnering/Outreach
- Security

Safety Culture

- Created **Safety – First and Always** as our primary core value
- Safety Moments at all Caltrain meetings and briefings
- Safety Champion Program Continues
- Safety Leader Recognition Program
- Safety Survey
- Risk Based Decision Making Framework
- Safety Roadshows in 2025
- APTA Commuter Rail Safety Award



	Severity			
	1 Catastrophic	2 Critical	3 Marginal	4 Negligible
Frequency of Occurrence				
(A) Frequent	1A	2A	3A	4A
(B) Probable	1B	2B	3B	4B
(C) Occasional	1C	2C	3C	4C
(D) Remote	1D	2D	3D	4D
(E) Improbable	1E	2E	3E	4E

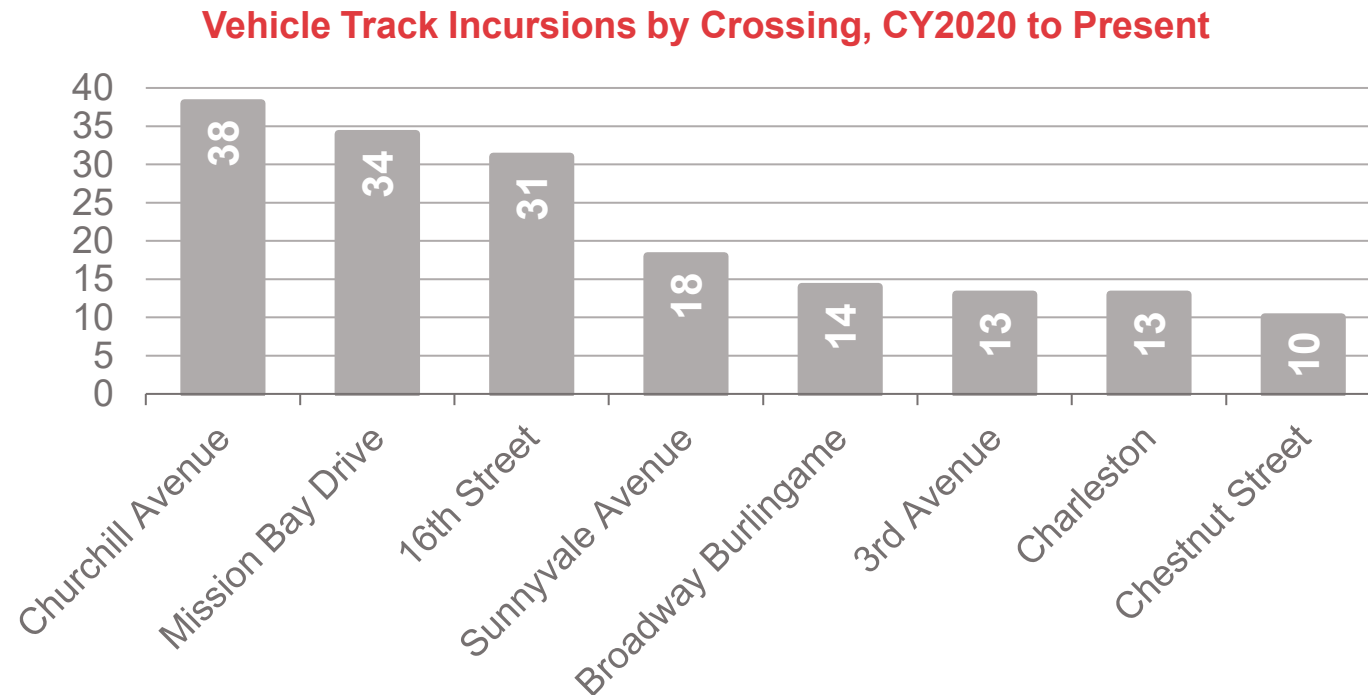
Injuries

Employee Injuries, Reportable
Injury Rate by Year



Vehicle Track Incursions

- Over 70% of the 230+ vehicle track incursions since 2020 have occurred at 8 grade crossings.
- The chart represents confirmed vehicles on the tracks that required removal by Caltrain




Grade Crossing Enhancements

Corridor Wide Strategy

- Pavement Markings
- Solar Lane Markers
- Delineators
- Signage
- Lighting
- Technology
- Trespasser Panels
- GO-88 Process

Grade Crossing Enhancements

Technology - Intrusion



- Pilot Testing at high-risk crossings
- LIDAR
- CCTV
- Analysis and Alert (AI)
- DATA – behavior, traffic control, etc.
- Broadway / Churchill / 16th Street

Grade Crossing Enhancements

Technology and Enforcement

- CCTV/Video Analytics
- Intrusion Detection / AI
- GPS Application Enhancements
- License Plate Reading (LPR) Enforcement
- Transit Police Enforcement
- Funding

Grade Crossing - Example

- Rail Sentry – LIDAR Intrusion technology - \$200K
- Enhancements – markers, delineators, *pavement markings, *signage ~ \$100K
- *Anti-Trespass Panels ~ \$ 40K
- Miscellaneous – \$10K
- Total Cost ~ \$350K

* Not yet completed

Fencing and Barriers

- Full alignment risk assessment in progress
- PCEP and general fencing repairs continuing (risk-based)
- GC Pedestrian Barriers (exploring)
- Multiple fence funding sources
- 82000' of alignment unfenced

Suicide Prevention/Trespassers

- Partner with Regional Suicide /Mental Health Groups
- Partnering with Industry Peers for Best Practices
- Police and MH Response Options
- 988 Signage across the corridor – 95% complete
- Data / Risk Assessments to focus efforts
- Coroner Discussions
- Caltrain Suicide Prevention Plan Underway

Trespasser/Suicide Prevention Safety Plan

- Evaluate near term and potential long-term programs and rank for consideration according to cost /benefit (risk reduction) analysis.
- Caltrain is committed to developing this plan to reduce trespasser suicide and the broad ranging impacts following the documented best practice of the “Three E’s” of rail safety: **Education, Engineering, and Enforcement.**



Trees

- Right of Way Tree Assessments ongoing
- Meetings completed with all municipalities
- City tree mitigation continues
- Currently working with private owners to remove problematic trees

Community Partnering and Outreach

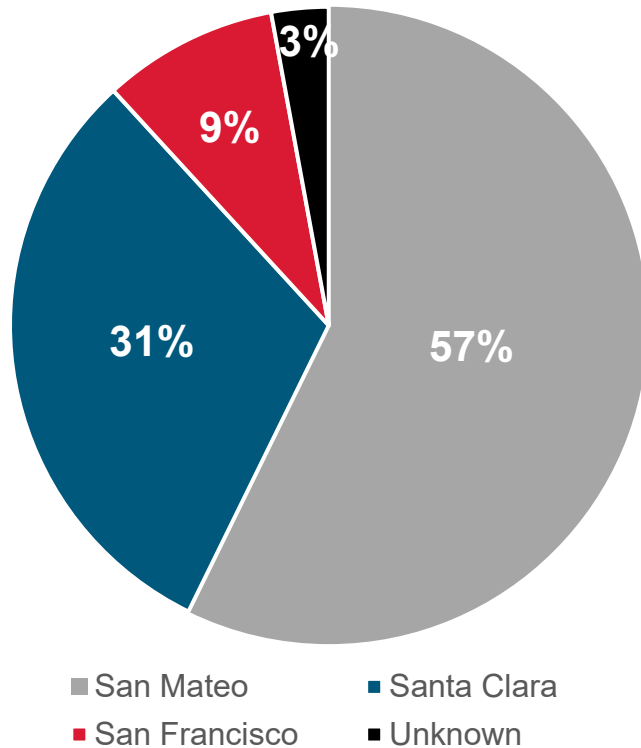
- City of Palo Alto - Grade Crossings and Fencing
- City of Burlingame - Broadway GC and Trees
- City of Redwood City - Sequoia Station Fare Zone
- Operation Lifesaver
- GPS App Companies
- Residential/ Grade Crossing/ School Outreach
- Police Department Partnerships
- First Responder Education and Trainings

Security

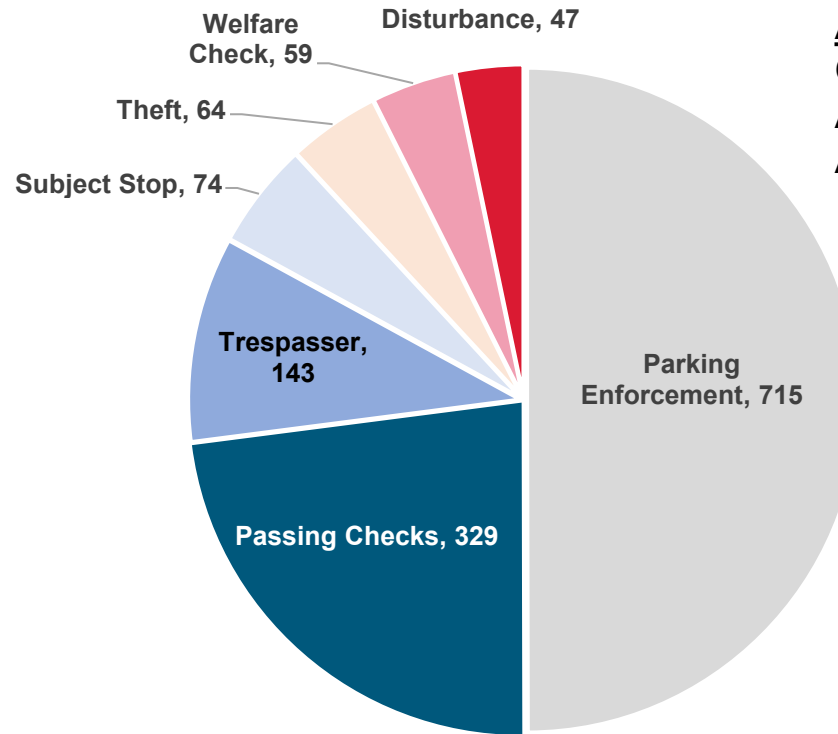
- Sequoia Station - Paid Fare Zone, RWC Police, TP & Security
- LEO Resources / Partnerships
- Passenger Code of Conduct
- Fare Evasion Appeals Process
- CCTV Project
- Access Control

Transit Police Calls for Safety

**Calls for Service by County
April-June 2025**



**Number of Calls by Category
April-June 2025¹**



April-June 2025 Service Call Data

Overall Average Response Time: **21:31**

Average Response Time for **Priority 1***: **11:54**

Average Response Time for **Priority 2****: **21:31**

*Priority 1 Calls: *In Progress – Crimes Against Persons*

**Priority 2 Calls: *Just Occurred – Crimes Against Persons/ In Progress – Property Crimes*

Footnote 1: Total calls for service totaled 1,967 in April-June across 21 categories. The pie chart shows the top 7 categories representing 1,431 calls or 73% of the total.

See Something, Say Something

Do your part to keep the rails safe! **Call Transit Police at 1.877.SAF.RAIL (1.877.723.7245) immediately** to report any unsafe situation or suspicious activity, such as children playing near the tracks or people hanging out along the right of way.

Save the number in your cell phone for quick and easy access.

