



# *COVID-19 Go Pass Survey*

May 2019

# Table of Contents

---

- Objectives
- Methodology
- Key Findings

# Objectives

---

To understand for Go Pass companies:

1. The impact of COVID-19 on employee work location
2. Plans for Post Shelter-in-Place
3. Attitudes towards riding public/shared transit

# Methodology

---

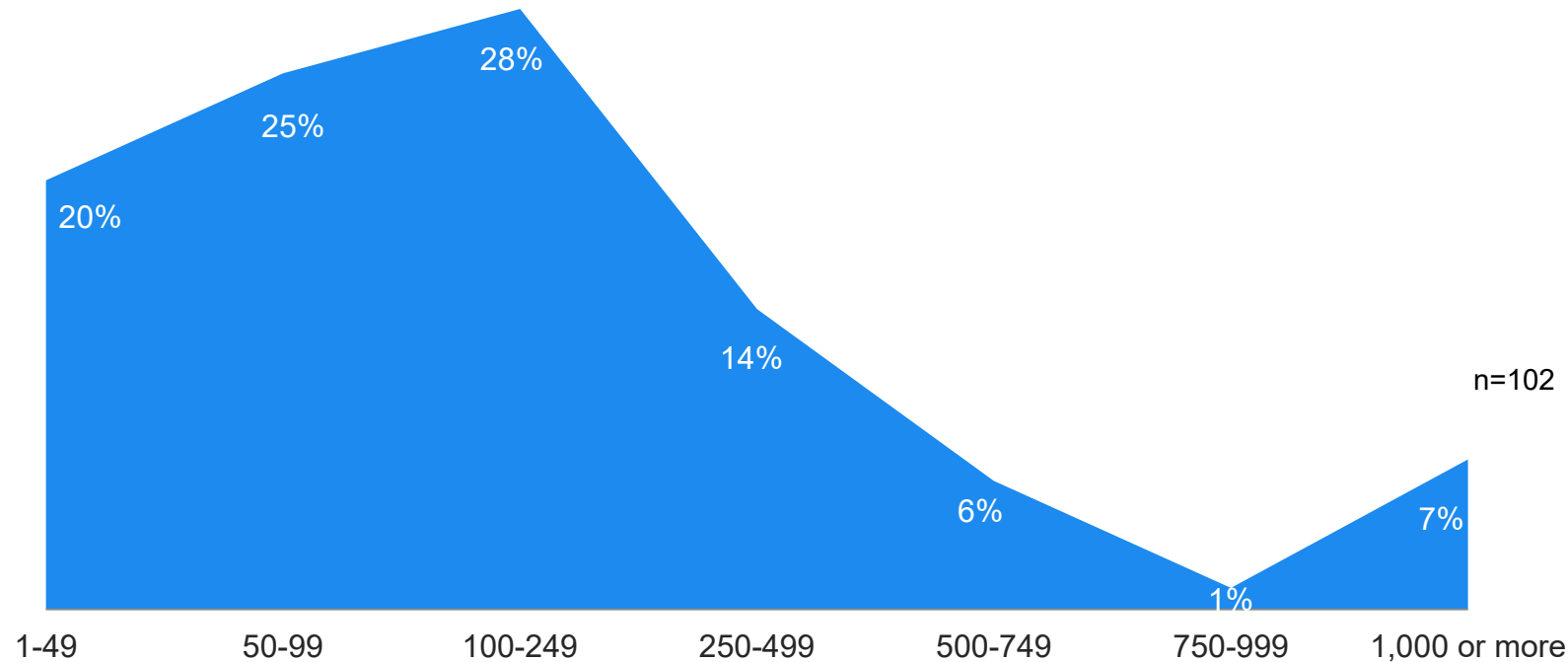
- Online survey distributed to all Go Pass companies
- Survey open between May 11 and May 26
- One response per company
- 102 out of 121 Go Pass companies responded (84%)
  - Including 9 of the top ten companies by revenue

# KEY FINDINGS

# Size of Companies Surveyed

- Responses from a broad range of companies

What is the approximate number of employees at your company worksite (s) participating in the Go Pass Program?

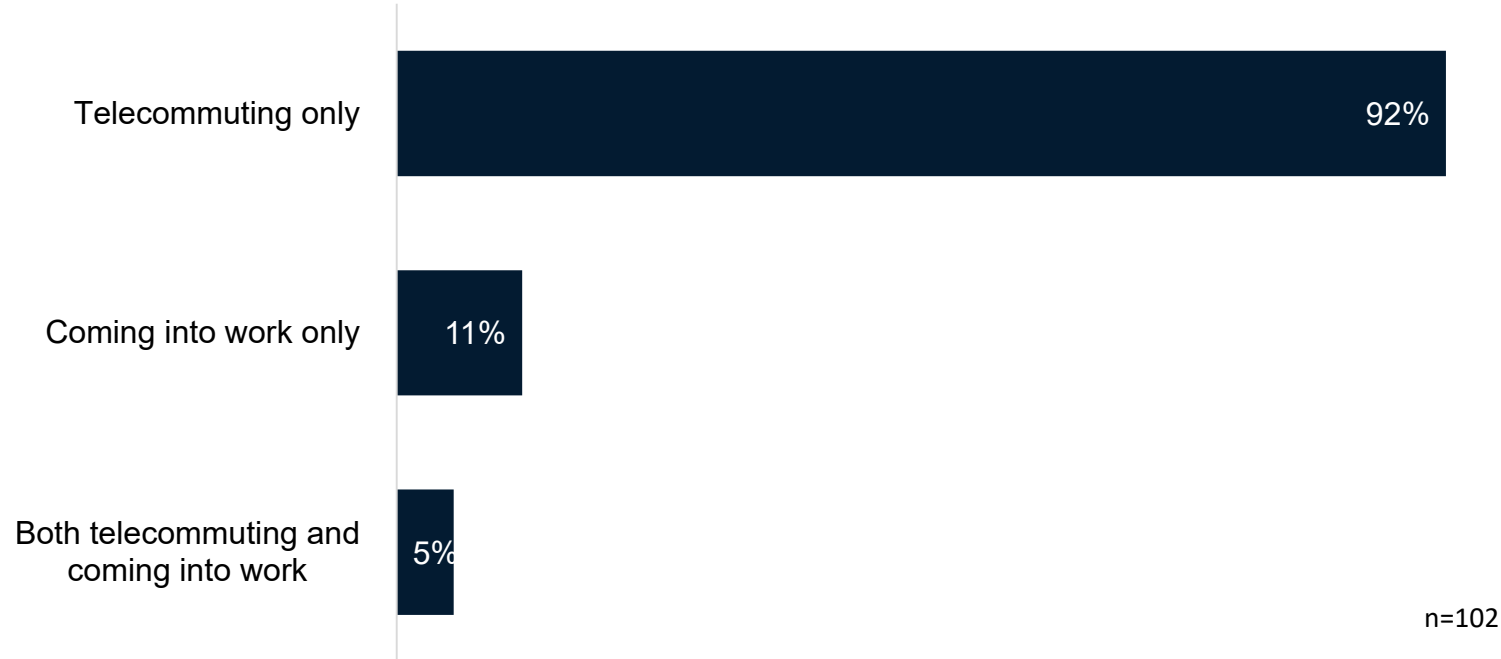


# Current Employee Work Location

---

- Majority of employees currently telecommuting only

What is the approximate percentage of employees currently telecommuting, coming into work or doing both?

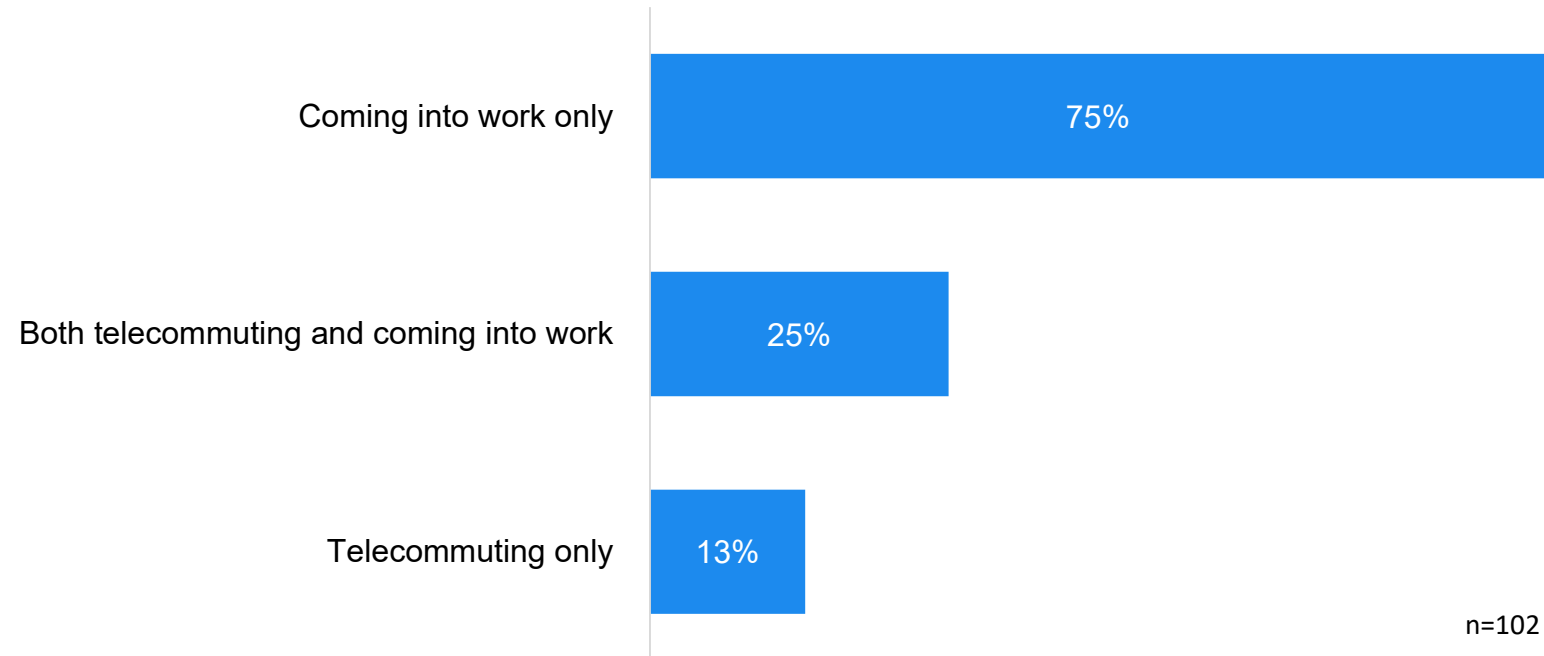


# Prior to COVID-19 Employee Work Location

---

- Prior to COVID-19 13% of employees telecommuting only

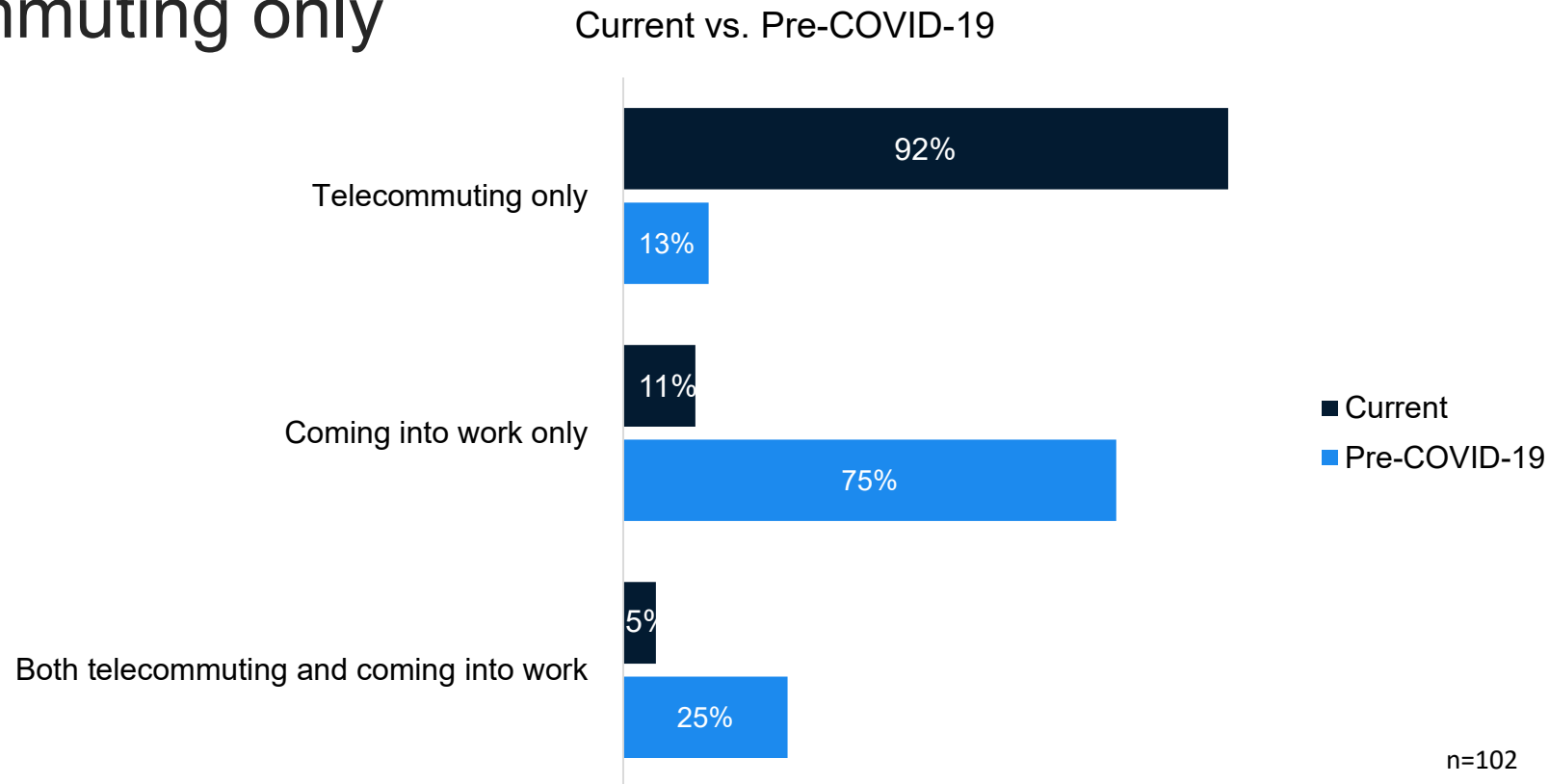
What is the approximate percentage of employees, prior to COVID-19, telecommuting, coming into work or doing both?





# Current vs. Pre-COVID-19 Work Location

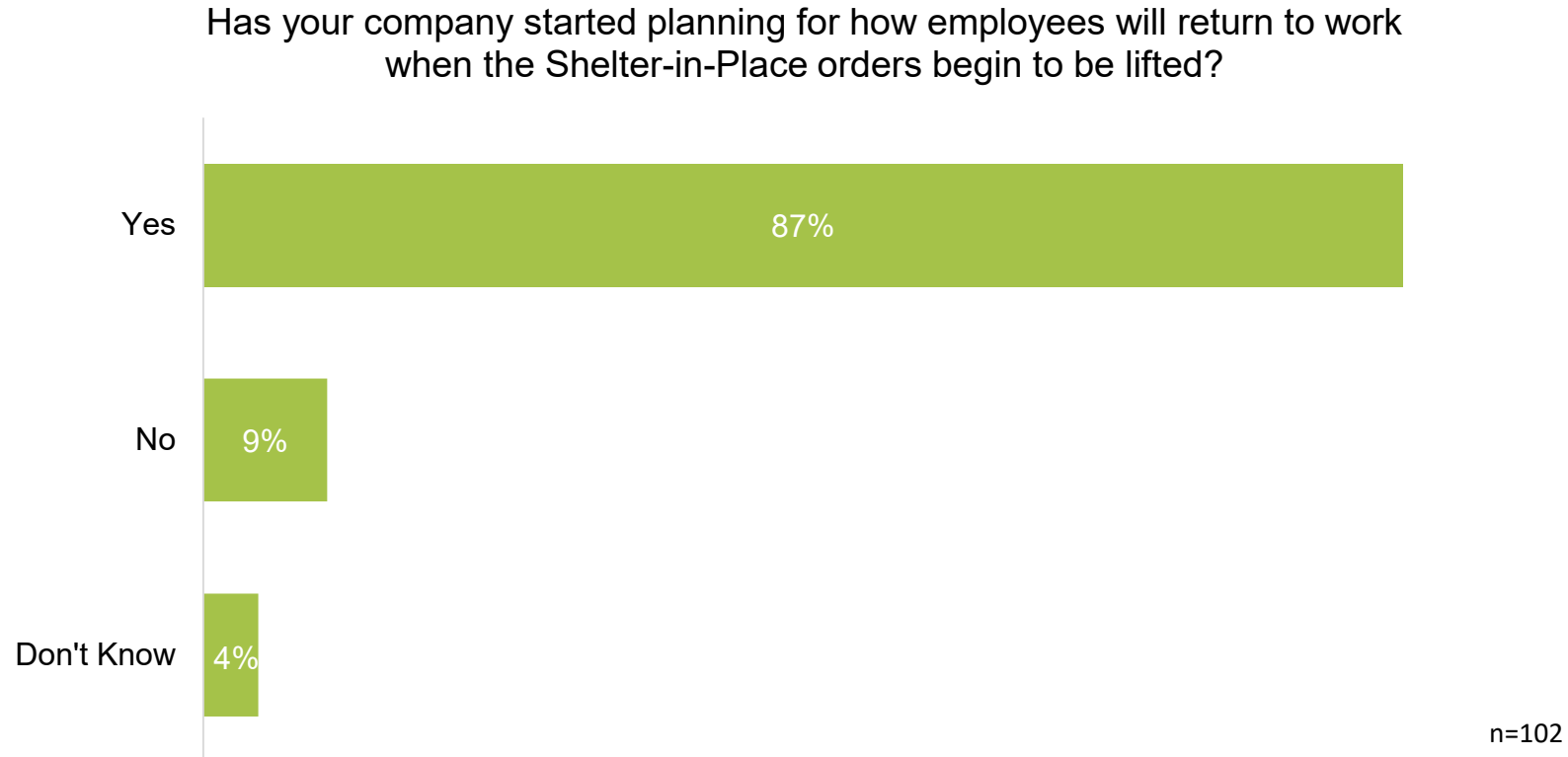
- Large shift of employees from coming into work only to telecommuting only



# Planning for Post-Shelter-in-Place

---

- Most companies are formulating plans for post-Shelter-in-Place



# Planning for Post-Shelter-in-Place

- Smaller companies less likely to have started planning

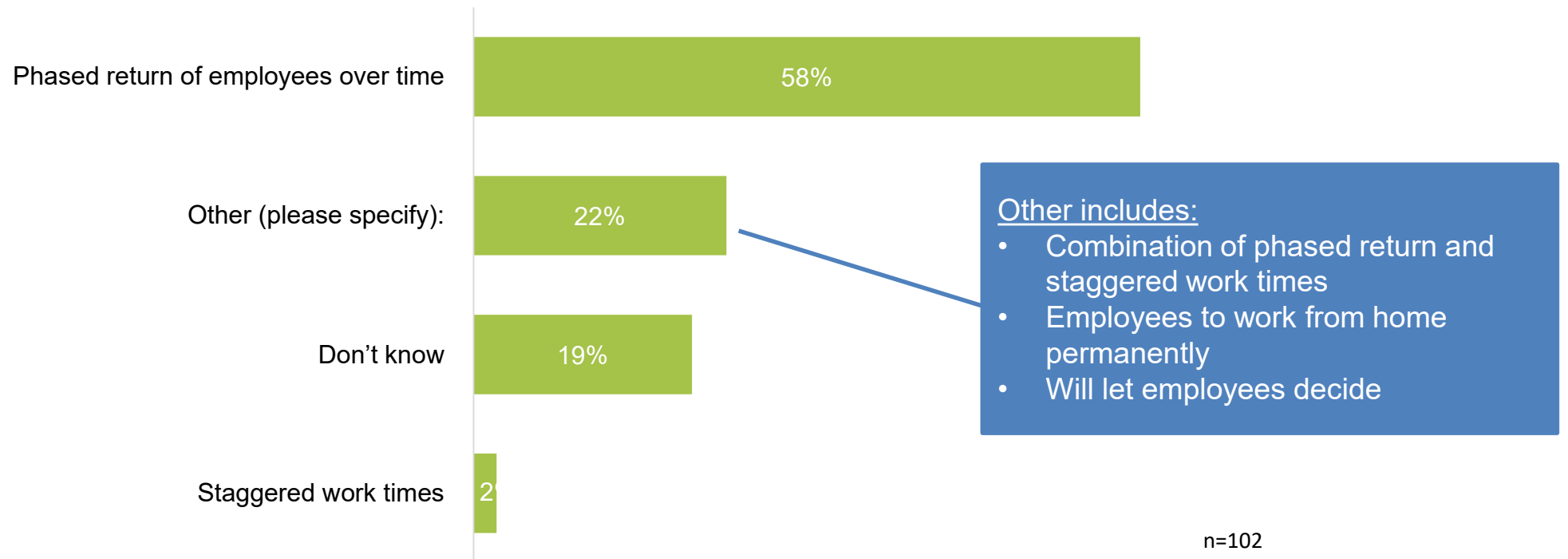
Has your company started planning for how employees will return to work when the Shelter-in-Place orders begin to be lifted?

Company size by employee count	Yes	No	Don't know	Total
1-49	75%	25%	0%	20
50-99	84%	4%	12%	22
100-249	93%	3%	3%	28
250-499	93%	7%	0%	14
500-749	100%	0%	0%	6
750-999	100%	0%	0%	1
1,000 or more	86%	14%	0%	7
Total	87%	9%	4%	102

# Employees Returning to the Work Place

- Gradual return of employees most likely to be implemented

What approach will your company suggest to employees for returning to the workplace when the Shelter-in-Place orders begin to lift?



# Company Planning for Employee Return

---

- Company plans include some of the following elements:
  - Limited number of employees to return at each phase (21% of companies)
  - Employees to determine for themselves when they will return (16%)
  - Return date will be determined following County guidelines (7%)
  - Return dates of between June and September (17%), though most do not mention a return-to-work date (83%)
  - All employees to work from home permanently (3%)
- Almost 30% of companies are still working on their plan or don't have a timeline yet

# Employees Returning to the Work Place

- Larger companies more likely to implement a phased return of employees over time

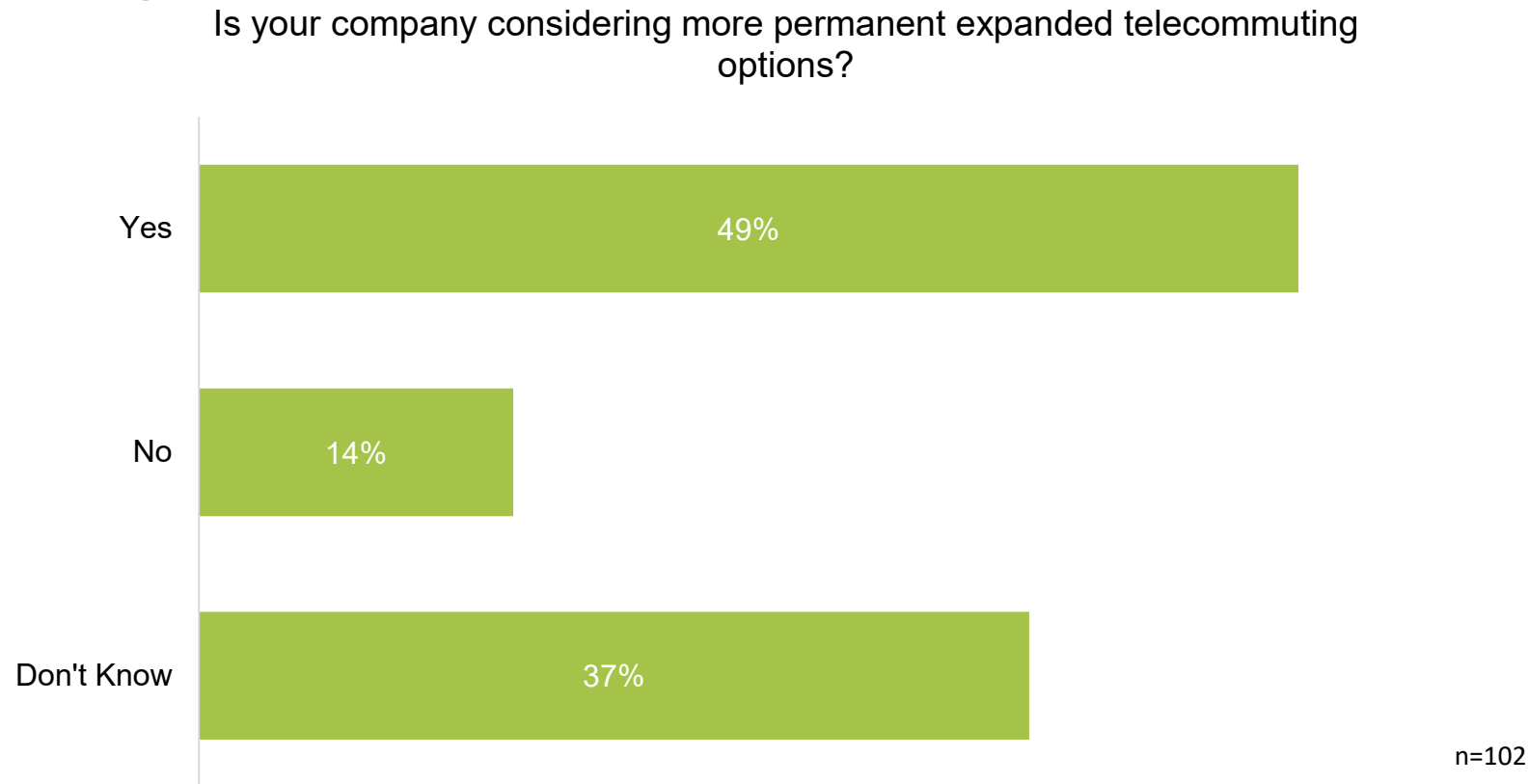
What approach will your company suggest to employees for returning to the workplace when the Shelter-in-Place orders begin to lift? (select all that apply)

Company size by employee count	Phased return of employees over time	Other	Staggered work times	All employees to return immediately	Don't know	Total
1-49	60%	20%	10%	0%	10%	20
50-99	52%	24%	0%	0%	24%	25
100-249	52%	31%	0%	0%	17%	29
250-499	50%	14%	0%	0%	36%	14
500-749	83%	17%	0%	0%	0%	6
750-999	100%	0%	0%	0%	0%	1
1,000 or more	86%	0%	0%	0%	14%	7
Total	58%	22%	2%	0%	19%	102

# Plans for Permanent Telecommuting

---

- Almost 50% of companies considering permanent expansion of telecommuting



# Plans for Permanent Telecommuting

- Companies with more than 750 employees most likely to be considering more permanent expanded telecommuting

Is your company considering more permanent expanded telecommuting options?

Company size by employee count	Yes	No	Don't know	Total
1-49	45%	20%	35%	20
50-99	36%	4%	60%	25
100-249	59%	10%	31%	29
250-499	43%	36%	21%	14
500-749	33%	17%	50%	6
750-999	100%	0%	0%	1
1,000 or more	86%	0%	14%	7
Total	49%	14%	37%	102

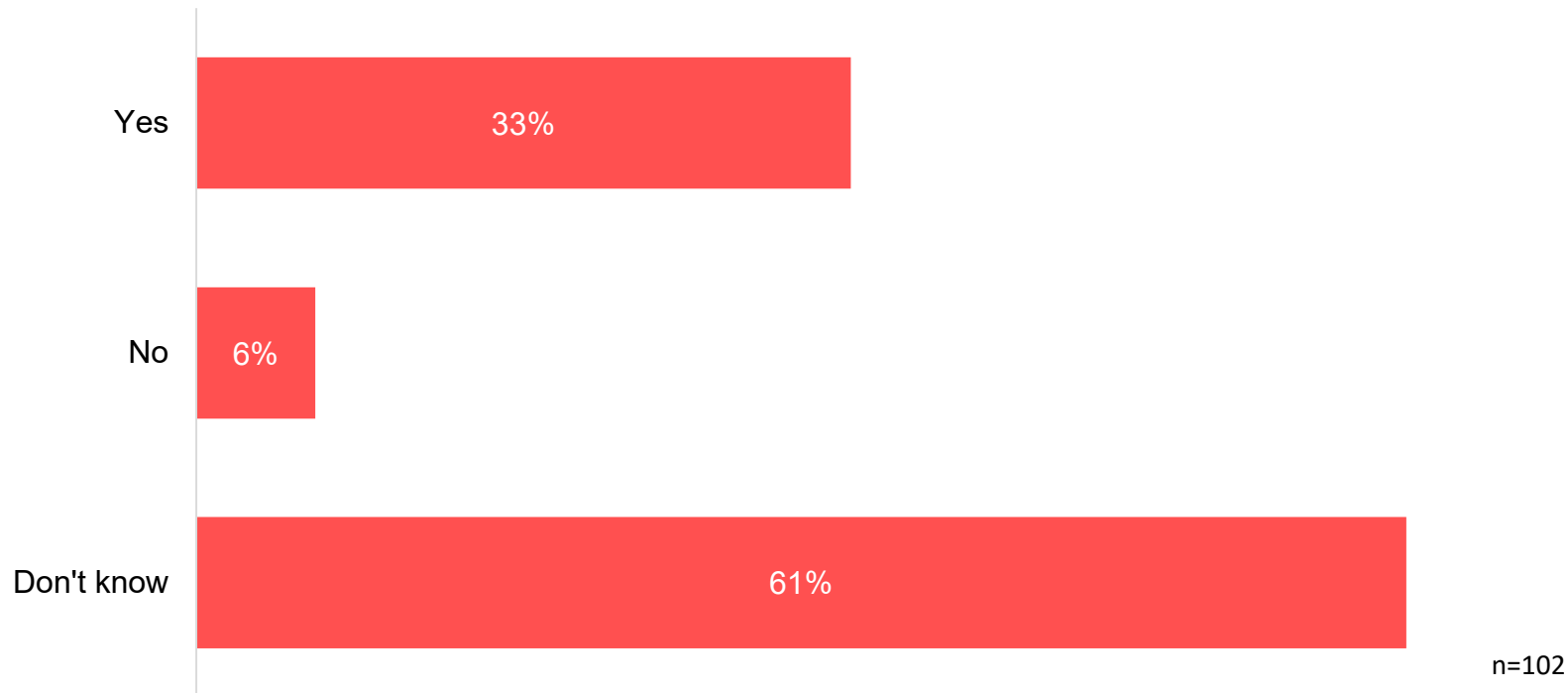


# Attitudes Towards Public/Shared Transit

---

- Majority of companies uncertain about encouraging use of public/shared transit

Will your company continue to encourage employees to use transit or shared ride options for their commute?



# Attitudes Towards Public/Shared Transit

- Smaller companies more likely to encourage use of transit

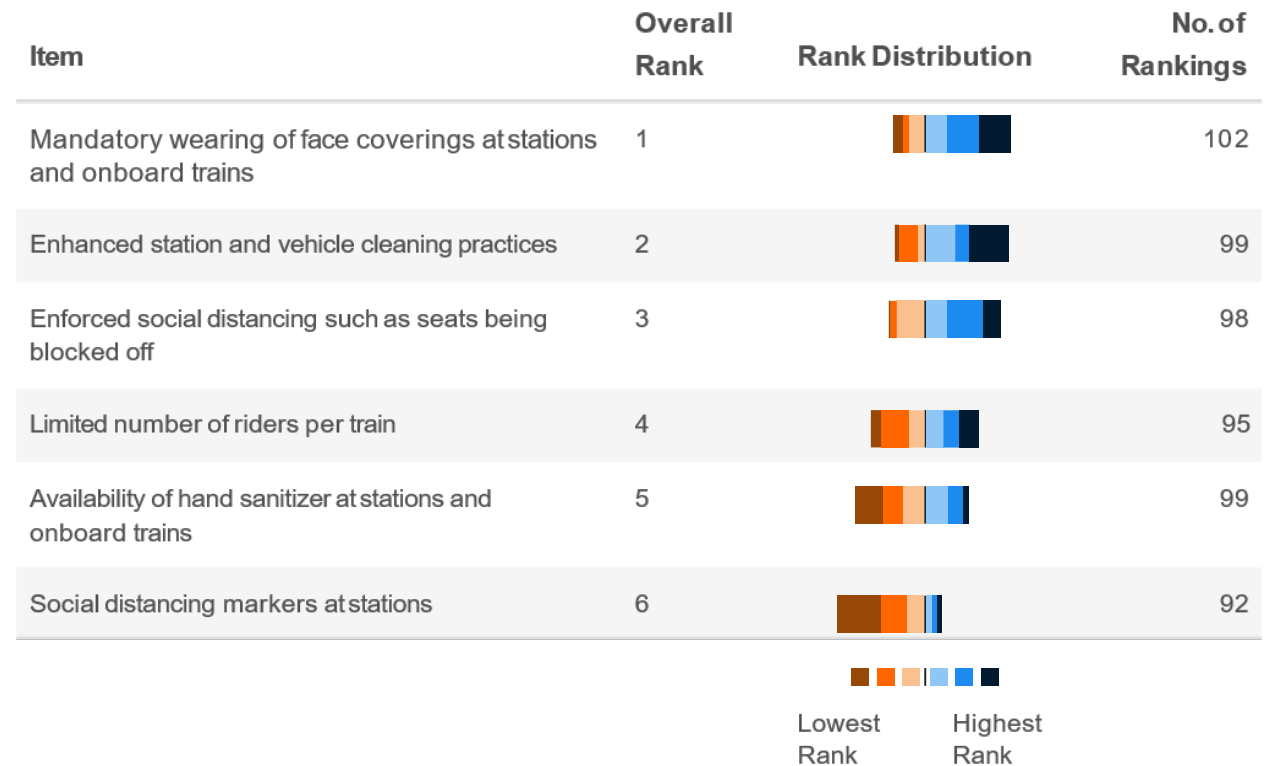
Will your company continue to encourage employees to use transit or shared ride options for their commute?

Company size by employee count	Yes	No	Don't know	Total
1-49	35%	5%	60%	20
50-99	36%	4%	60%	25
100-249	38%	14%	48%	29
250-499	29%	0%	71%	14
500-749	17%	0%	83%	6
750-999	0%	0%	100%	1
1,000 or more	29%	0%	71%	7
Total	33%	6%	61%	102

# Preferences for Making Transit Desirable

- Face coverings, enhanced cleaning and enforced social distancing most popular

What steps could Caltrain take to make transit a desirable option for your employees when the Shelter-in-Place orders are lifted?



n=102

# Comments or Suggestions for Caltrain

---

- Common themes include:
  - Request for partial Go Pass refund
  - Restructuring the Go Pass pricing model
  - Increase Caltrain service levels
  - Communication of cleaning/sanitation procedures

# Questions?

---

Julian Jest

Market Research Analyst

[jestj@samtrans.com](mailto:jestj@samtrans.com)