

*E-locker  
Update*



May 19, 2022

# Background



- Bike car space is limited now & with electrification
- Options to securely park a bike were limited
- Surveys showed support for e-lockers
- Grant funding to install e-lockers
- Details:
  - Standard rate: 5 cents/hour
  - Nights/weekends: 2 cents/hour
  - [www.bikelink.org](http://www.bikelink.org)

# Bayshore Station



- 4 spaces installed in late 2021
- New pad coordinated with electrification work
- Pad has room for 8 additional spaces

# South San Francisco Station

- 12 spaces installed in late 2021
- In coordination with new station
- Future e-lockers planned for west plaza area currently under construction

# Tamien Station

- 12 spaces installed in late 2021
- Spaces were moved from Diridon Station to accommodate a safety project
- San Jose owned lockers were relocated to replace them

# Mountain View Additions

- 20 additional spaces installed in late 2021
- Spaces were moved from Diridon Station

# Menlo Park Station

- 8 spaces installed in May 2022
- Spaces were moved from Hillsdale Station
- 8 Hillsdale spaces remain
- Hillsdale Station to receive new model that allows for 2<sup>nd</sup> level

# Summary of Installations

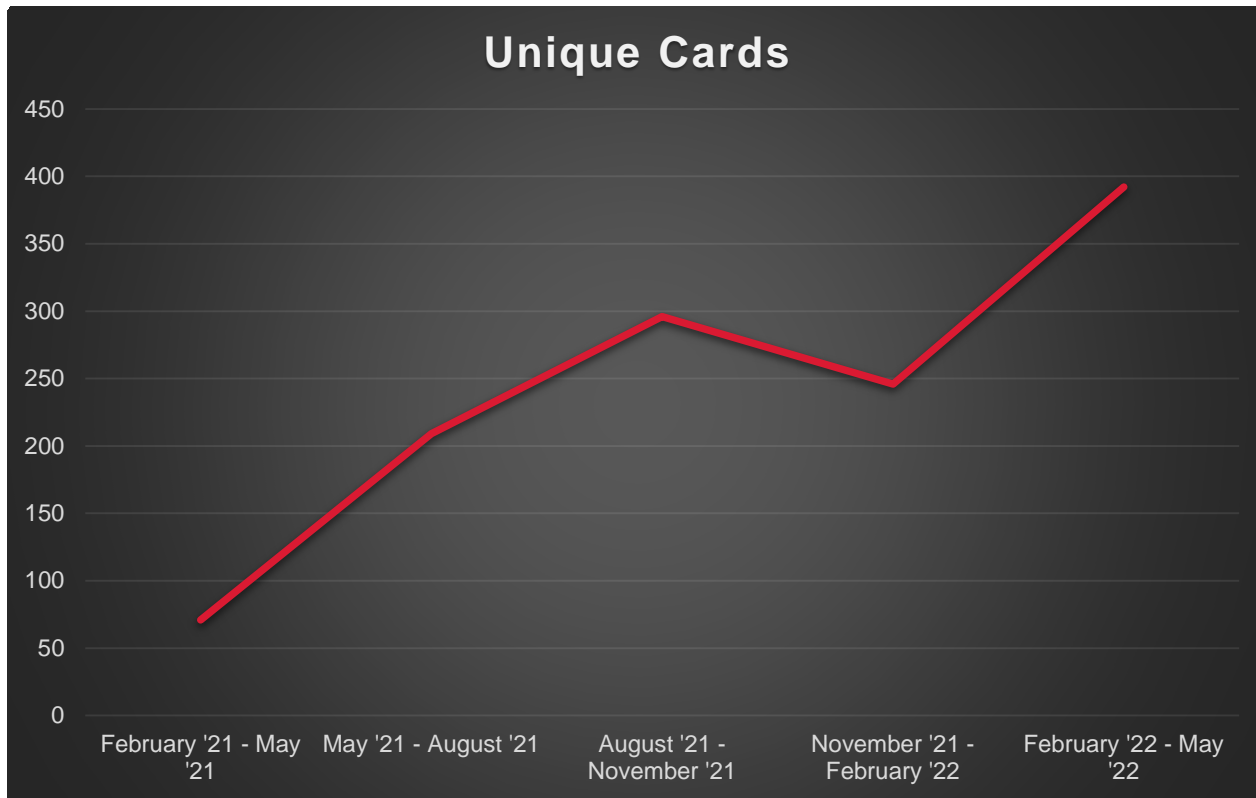
## Installations since Jan. 2021

1. Bayshore (4 spaces)\*
2. South San Francisco (12 spaces)\*
3. San Bruno (8 spaces)
4. Burlingame (12 spaces)
5. Hillsdale (8 spaces)
6. Belmont (16 spaces)
7. San Carlos (8 spaces)
8. Redwood City (16 spaces)
9. Menlo Park (8 spaces)\*
10. Palo Alto (16 spaces)
11. California Ave (8 spaces)
12. San Antonio (8 spaces)
13. Mountain View (32 spaces)\*
14. Sunnyvale (20 spaces)
15. Lawrence (16 spaces)
16. Diridon (16 spaces)\*
17. Tamien (12 spaces)

- Other Stations with E-lockers
  - 22<sup>nd</sup> Street (20 spaces)
  - Millbrae (32 spaces)
  - San Mateo (24 spaces)
  - Hayward Park (4 spaces)
  - Santa Clara (12 spaces)
  - Diridon (8 additional spaces)
- Over 300 spaces total at 22 stations

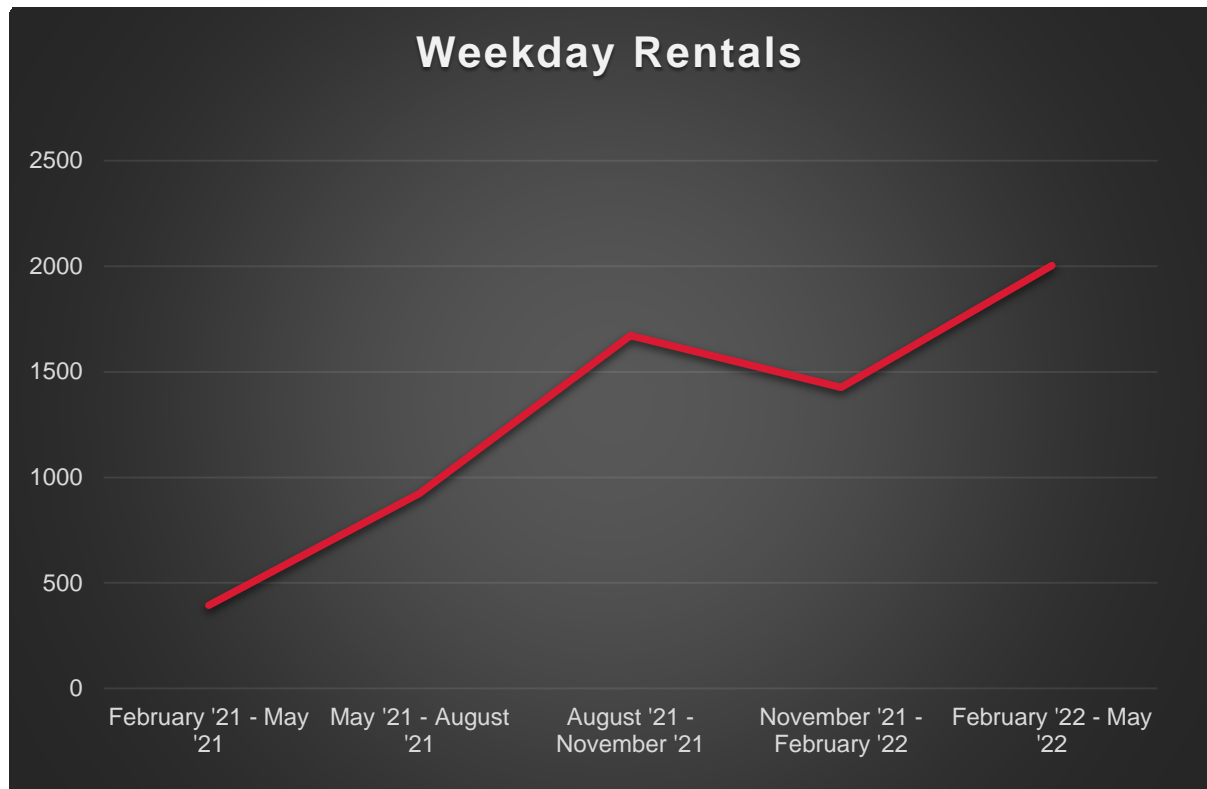


# E-Locker Use



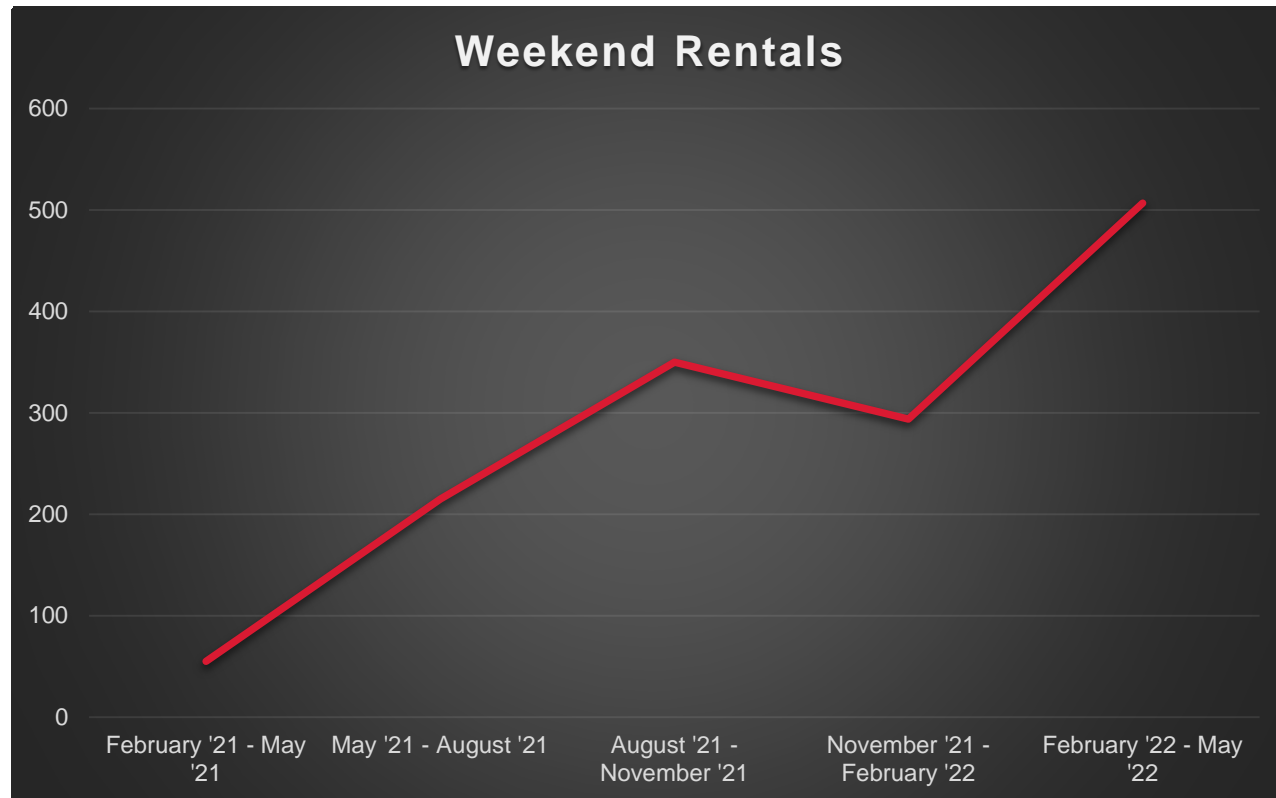
- Growth from 71 to 392 unique users over 15 months

# Weekday Rentals



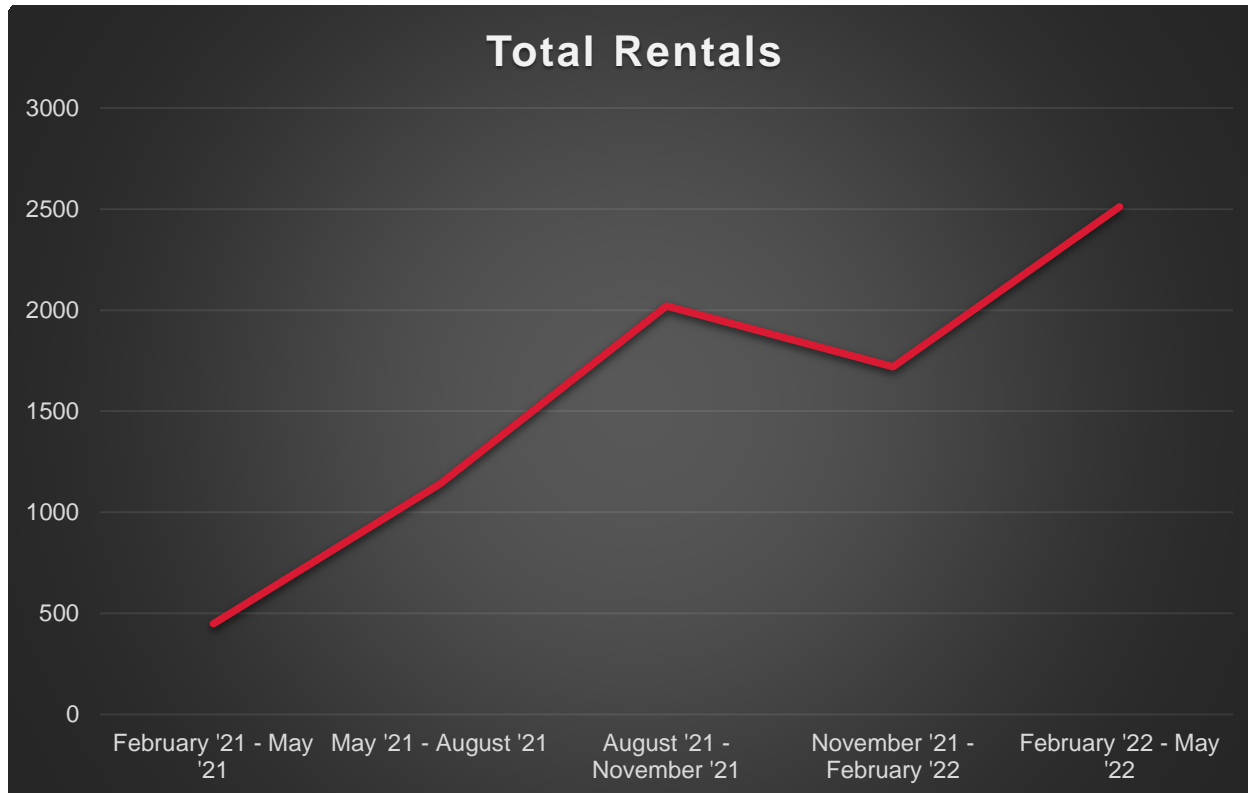
- Growth from 394 to 2004 rental starts over 15 months

# Weekend Rentals



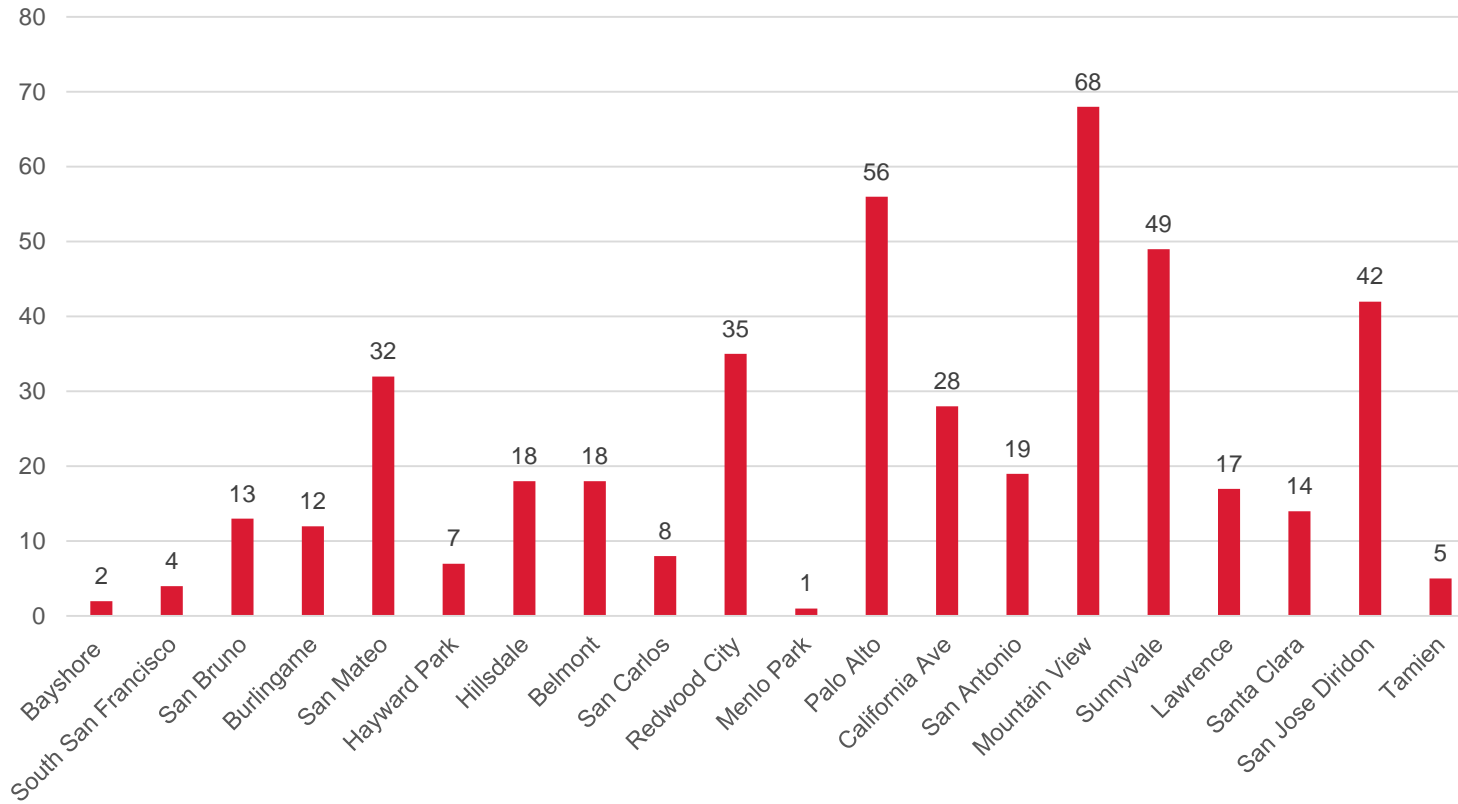
- Growth from 55 to 507 rental starts over 15 months

# Total Rentals



- Growth from 449 to 2507 rental starts over 15 months

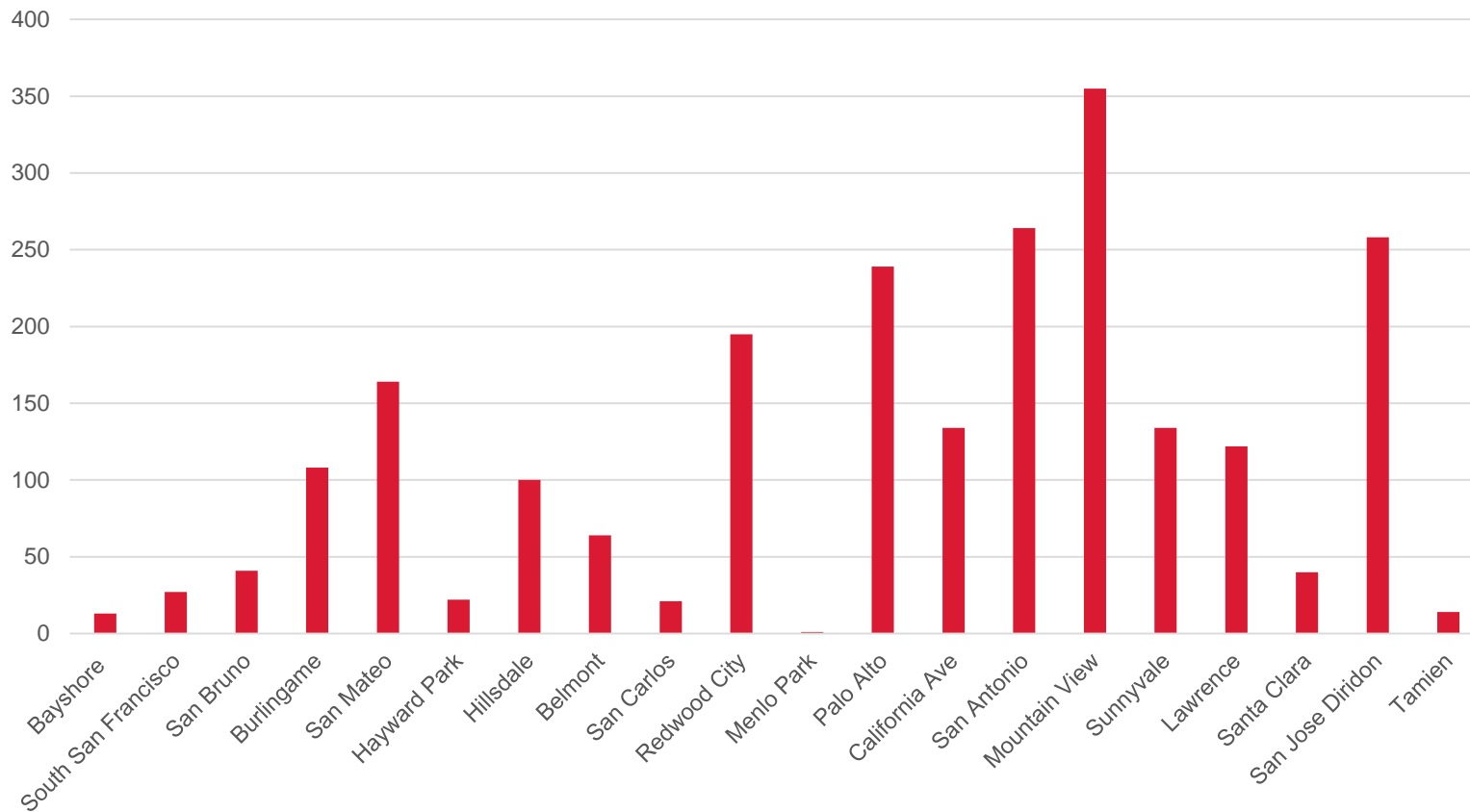
# Unique Cards by Station: Feb '22 – May '22



## • Notes

- Millbrae data not currently available
- Menlo Park installed 5/13/22

# Rentals by Station: Feb '22 – May '22



## Notes

- Millbrae data not currently available
- Menlo Park installed 5/13/22

# Upcoming Efforts

- New G7 models in September 2022
  - Allows for a future second level with a lift assist
  - Plan is to claim footprint now and go vertical when demand increases
  - Installations to start with Hillsdale and Palo Alto (west side)
- Track demand and install e-lockers as needed
- Outreach and Promotions
  - 100 free hours for first time customers
  - Social media contests for 250 hours
  - On board materials
  - In person outreach

# Questions?

