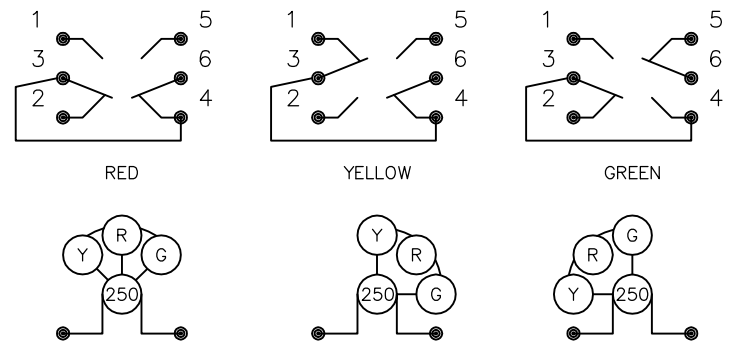
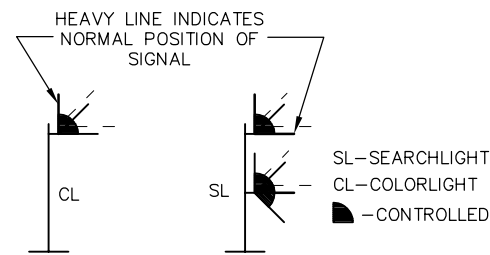


SEARCHLIGHT SIGNAL CONTACTS AND TERMINAL POST NUMBERING

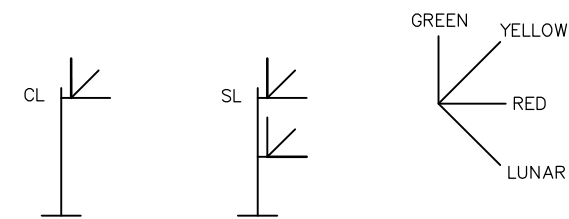


TYPE H AND H2

WAYSIDE SIGNAL SYMBOLS



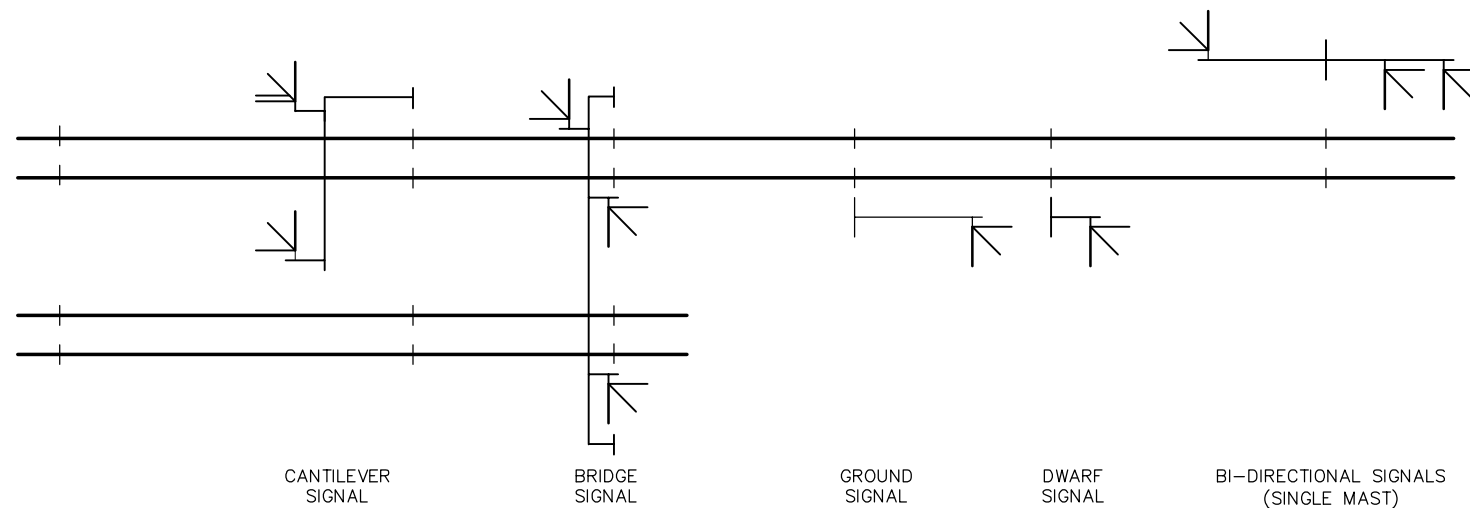
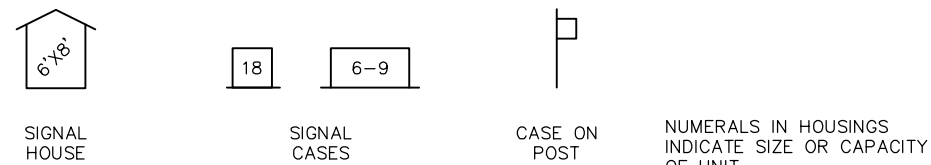
CONTROLLED SIGNAL



AUTOMATIC SIGNAL

DASHED LINE — DENOTES FLASHING ASPECT
THICKENED LINE — DENOTES NORMAL ASPECT

SIGNAL HOUSINGS



NOTES:

TYPES OF SIGNALS
CL = COLORLIGHT
SL = SEARCHLIGHT
UL = UNILENS
LED = LIGHT EMITTING DIODE

CL AND SL DESIGNATIONS USED ONLY WHEN MORE THAN ONE TYPE OF SIGNAL IS SHOWN ON A DRAWING, OTHERWISE ALL SIGNALS ARE COLORLIGHT.

PENINSULA CORRIDOR JOINT POWERS BOARD

STANDARD DRAWINGS

REV	DATE	BY	CHK	APP	DESCRIPTION

APPROVED BY:

Bernard Anagnostis *Steph Chen*

ENGINEERING MANAGER DEPUTY DIRECTOR OF ENGINEERING

1250 San Carlos Avenue
San Carlos, CA 94070

SIGNAL AND COMMUNICATION
GENERAL SIGNAL
SIGNALS & HOUSING
GRAPHIC SYMBOLS

CADD FILE NO.: SD-5105	
REV 0	DATE 093011
SIGNAL	
STANDARD NO.: SD-5105	