




- NOTES:**
1. INSTALL FOUR (4) 1" INNER DUCTS PER 4" CONDUIT WITH PULL STRING.
 2. HANDHOLE AND COVER INSTALLED AT GRADE LEVEL; MINIMUM 40 TON LOAD RATING.
 3. PLATFORM LEVEL DISTRIBUTION CABINETS (DC) INSTALLED NEAR PLATFORM EDGE IN AREAS AWAY FROM PEDESTRIAN FOOT TRAFFIC.

REV	DATE	BY	CHK	APP	DESCRIPTION

PENINSULA CORRIDOR JOINT POWERS BOARD

APPROVED BY:



1250 San Carlos Avenue
San Carlos, CA 94070

ENGINEERING MANAGER DEPUTY DIRECTOR OF ENGINEERING

STANDARD DRAWINGS		GADD FILE NO.:
STATION COMMUNICATIONS SUPPORTING SYSTEM AND OTHERS BACKBONE CONDUIT LAYOUT		SD-4830
REV	DATE	
0	093011	
STANDARD NO.:		SD-4830