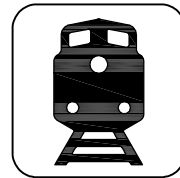


FOR PROPER USAGE SEE THE CALTRAIN GRAPHIC STANDARDS GUIDE

CORPORATE LOGO (Decal)  
(ID-3A, ID-3B)



COMMUTER RAIL SYMBOL (Decal)  
(ID-4)



D9-6  
HANDICAPPED ACCESSIBLE



I-7  
TRAIN STATION




R5-1  
DO NOT ENTER



G93C (CA)  
BIKE PARKING



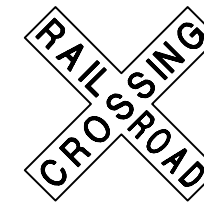
W10-1  
HIGHWAY-RAIL GRADE CROSSING  
ADVANCE WARNING



W10-2  
HIGHWAY-RAIL GRADE CROSSING  
ADVANCE WARNING



R8-8  
DO NOT STOP ON TRACKS



R15-1  
RAILROAD CROSSING



R15-2  
NUMBER OF TRACKS



R15-6  
DO NOT DRIVE  
ON TRACKS SYMBOL



R99 (CA)  
HANDICAPPED





R99 (CA)  
HANDICAPPED AND FINE


EXAMPLES OF CALIFORNIA SIGN CHARTS (CA MUTCD)

REV	DATE	BY	CHK	APP	DESCRIPTION

**PENINSULA CORRIDOR JOINT POWERS BOARD**

APPROVED BY:



1250 San Carlos Avenue  
San Carlos, CA 94070

**STANDARD DRAWINGS**

STATIONS AND FACILITIES  
SIGNAGE  
EXAMPLES OF  
SIGNS AND SYMBOLS

CADD FILE NO.: SD-3301	
REV 0	DATE 093011
STATIONS & FACILITIES	
STANDARD NO.: SD-3301	