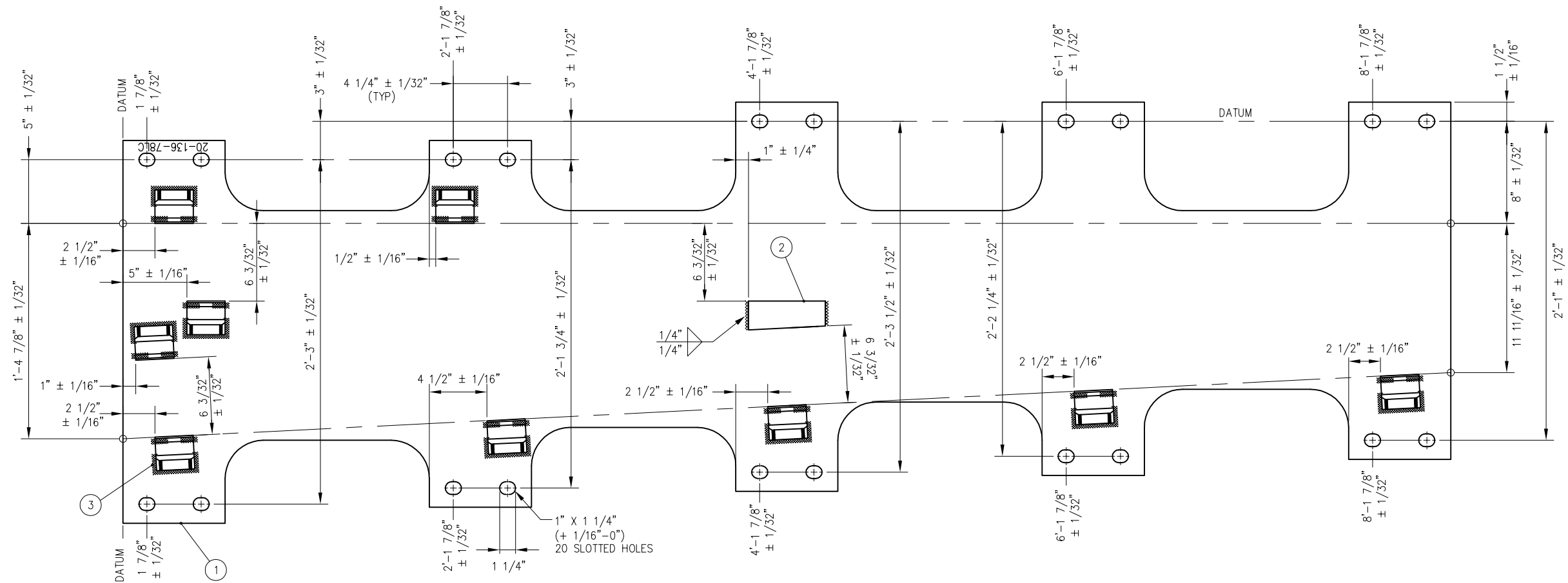


FORGED SHOULDER WELDING DETAIL

BILL OF MATERIAL			
ITEM	QTY	DESCRIPTION	DWG NO
1	1	BURNED PLATE, ASTM A36, 3/4" THICK	-
2	1	BURNED STOP, 1/2" THICK, TAPERED 1 15/16" TO 2 1/4", 6" LONG	-
3	9	SHOULDER, PANDROL, FORGED TONGUELESS, TYPE 1	-

NOTES:

1. I.D. CHARACTERS SHALL BE 1/2" MINIMUM HEIGHT CLEARLY STAMPED AS SHOWN
2. WELDS SHALL BE DRESSED FLUSH WITH SHOULDER & NOT TO PROTRUDE INTO RAIL SEAT
3. SLOTTED HOLE CENTERS ARE INDICATED ON DRAWING





FROG BASE PLATE 20-136-78LC


REV	DATE	BY	CHK	APP	DESCRIPTION

PENINSULA CORRIDOR JOINT POWERS BOARD

APPROVED BY:

ENGINEERING MANAGER DEPUTY DIRECTOR OF ENGINEERING



1250 San Carlos Avenue
 San Carlos, CA 94070

STANDARD DRAWINGS

SPECIAL TRACKWORK
 NO 20 TURNOUT
 WSM FROG LH
 FROG BASE PLATE 20-78LC

CADD FILE NO.:	SD-2725
REV	DATE
0	093011
SPECIAL TRACKWORK	
STANDARD NO.:	SD-2725