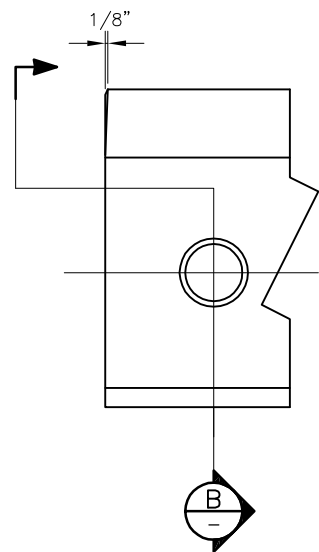
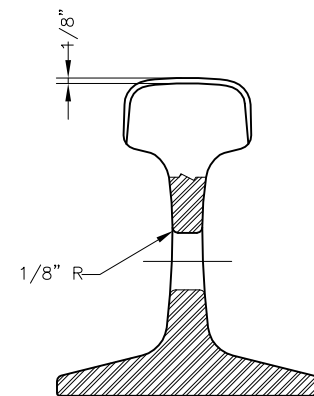


A PARTIAL SECTION
SCALE: NTS

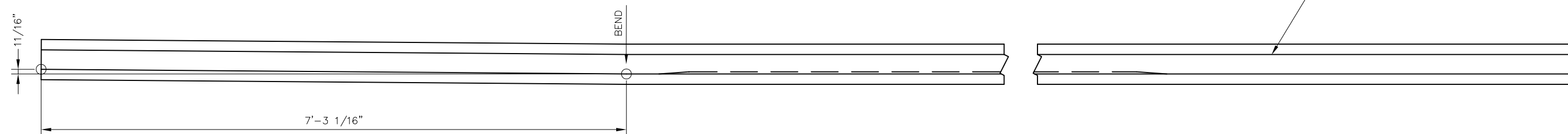


RAIL END/HOLE BEVELING DETAIL
RAIL HEAD ONLY - NOT BASE

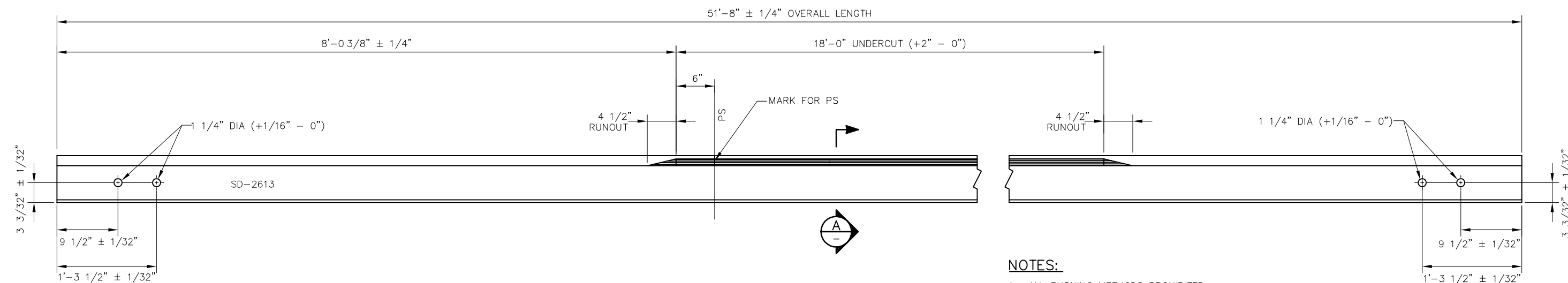


B SECTION
SCALE: NTS

BILL OF MATERIAL		
ITEM	QTY	DESCRIPTION
1	1	RAIL, 136 LB RE 51'-8" LONG



BENDING DETAILS



MACHINING DETAILS



NOTES:

1. ALL BURNING METHODS PROHIBITED
2. ALL BOLT HOLES SHALL BE BEVELED PER DETAIL
3. POINT OF SWITCH SHALL BE MARKED ON GAUGE SIDE OF WEB WITH A WHITE LINE USING WATERPROOF MARKER OR PAINT
4. WRITE CALTRAIN SD NUMBER ON WEB OF RAIL WITH WATERPROOF MARKER OR PAINT


REV	DATE	BY	CHK	APP	DESCRIPTION	REV	DATE	BY	CHK	APP	DESCRIPTION

PENINSULA CORRIDOR JOINT POWERS BOARD

APPROVED BY:

ENGINEERING MANAGER DEPUTY DIRECTOR OF ENGINEERING



1250 San Carlos Avenue
 San Carlos, CA 94070

STANDARD DRAWINGS

SPECIAL TRACKWORK
 NO 14 TURNOUT
 SAMSON STOCK RAIL FOR LH TURNOUT
 LH CURVED 51'-8" LONG

CADD FILE NO.:	SD-2613
REV	DATE
0	093011
SPECIAL TRACKWORK	
STANDARD NO.:	SD-2613