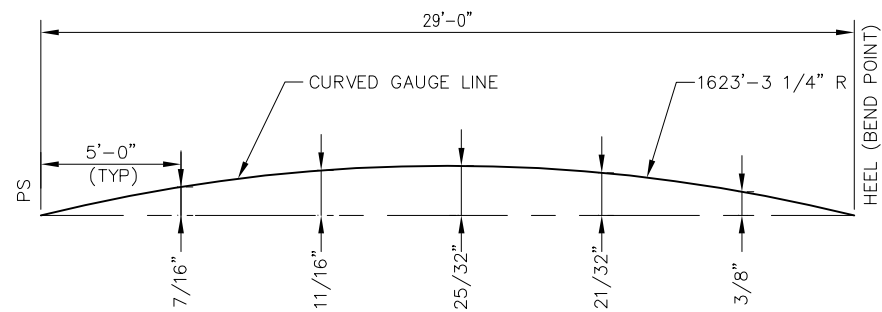
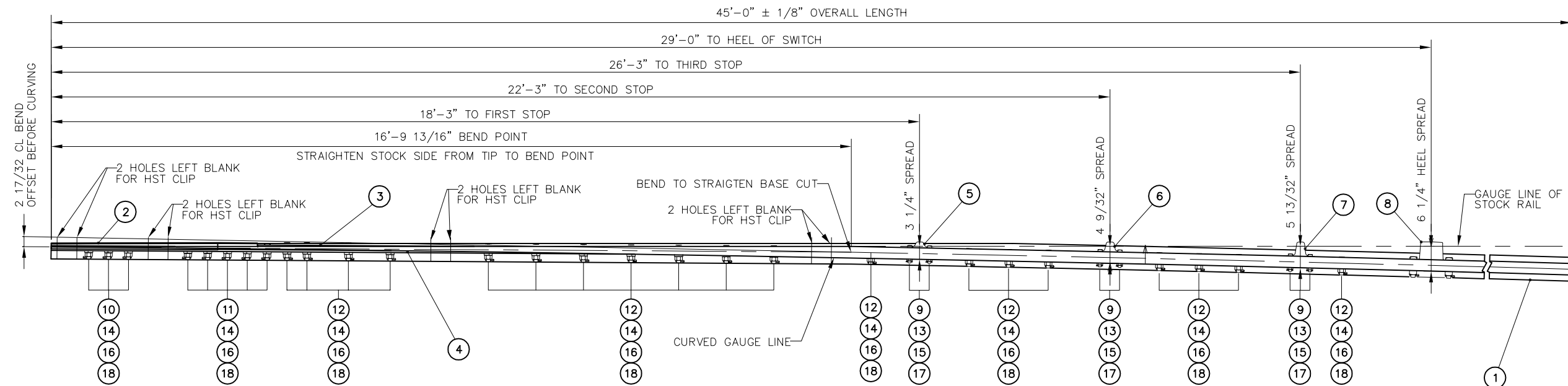
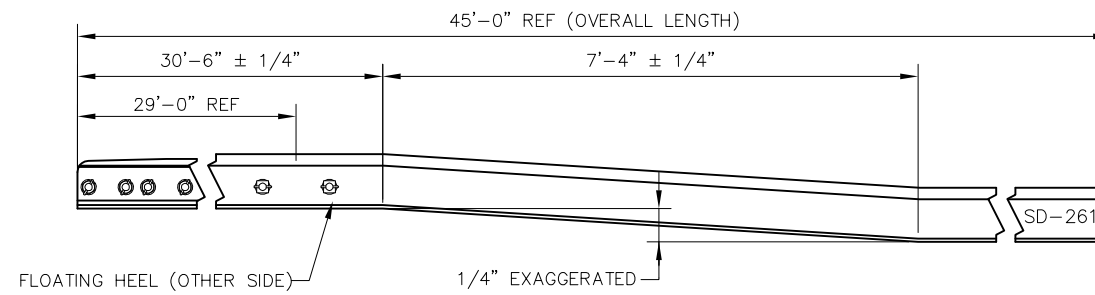


BILL OF MATERIAL			BILL OF MATERIAL		
ITEM	QTY	DESCRIPTION	ITEM	QTY	DESCRIPTION
1	1	SAMSON POINT RAIL, 45'-0" LONG, UR MANG TIP, CURVED, LH	10	3	BOLT, 1" DIA X 3 3/4" LONG, THIN SQ HEAD DRILLED @ 3 1/4", GR 5
2	1	MANGANESE TIP, LH, FOR 29'-0", 136 LB RE SAMSON SWITCH POINT	11	5	BOLT, 1" DIA X 4" LONG, THIN SQ HEAD DRILLED @ 3 1/2", GR 5
3	1	REINFORCING BAR, STOCK SIDE, 1/2" X 22'-11 7/8" LONG, SAMSON, LH POINT	12	19	BOLT, 1" DIA X 3 3/4" LONG, SQ HEAD DRILLED @ 3 3/8", GR 5
4	1	REINFORCING BAR, GAUGE SIDE, 1/2" X 27'-4" LONG, SAMSON, LH POINT	13	6	NUT, 3/4" DIA HEAVY HEX, GR 5
5	1	POINT STOP 2 1/16" HIGH	14	27	NUT, 1" DIA HEAVY HEX, GR 5
6	1	POINT STOP 3 1/16" HIGH	15	6	SPRING WASHER, 3/4" DIA
7	1	POINT STOP 4 3/16" HIGH	16	27	SPRING WASHER, 1" DIA
8	1	HEEL BLOCK ASSEMBLY, FLOATING C/W HARDWARE	17	6	COTTER PIN, 3/16" DIA X 1 3/4" LONG
9	6	BOLT, 3/4" DIA X 4" LONG, SQ HEAD DRILLED @ 3 21/32", GR 5	18	27	COTTER PIN, 1/4" DIA X 2" LONG



LATERAL CURVING DETAIL
GAUGE SIDE



SIDE VIEW - VERTICAL BENDING DETAIL



NOTES:

1. ROUND EDGES OF SWITCH STOPS AT CONTACT AREAS, 1/2" R
2. BEVEL ALL BOLT HOLES
3. WRITE CALTRAIN SD NUMBER ON WEB OF RAIL WITH WATERPROOF MARKER OR PAINT


REV	DATE	BY	CHK	APP	DESCRIPTION

PENINSULA CORRIDOR JOINT POWERS BOARD

APPROVED BY:

ENGINEERING MANAGER DEPUTY DIRECTOR OF ENGINEERING



1250 San Carlos Avenue
 San Carlos, CA 94070

STANDARD DRAWINGS

SPECIAL TRACKWORK
 NO 14 TURNOUT
 SWITCH POINT ASSEMBLY FOR RH TURNOUT
 LH CURVED 29'-0" SAMSON

CADD FILE NO.:	SD-2611
REV	DATE
0	093011
SPECIAL TRACKWORK	
STANDARD NO.:	SD-2611