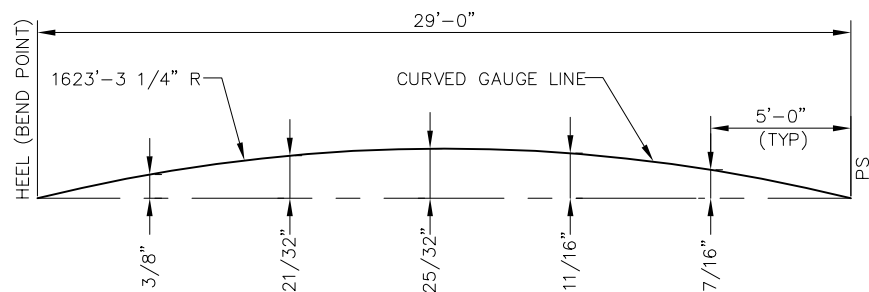
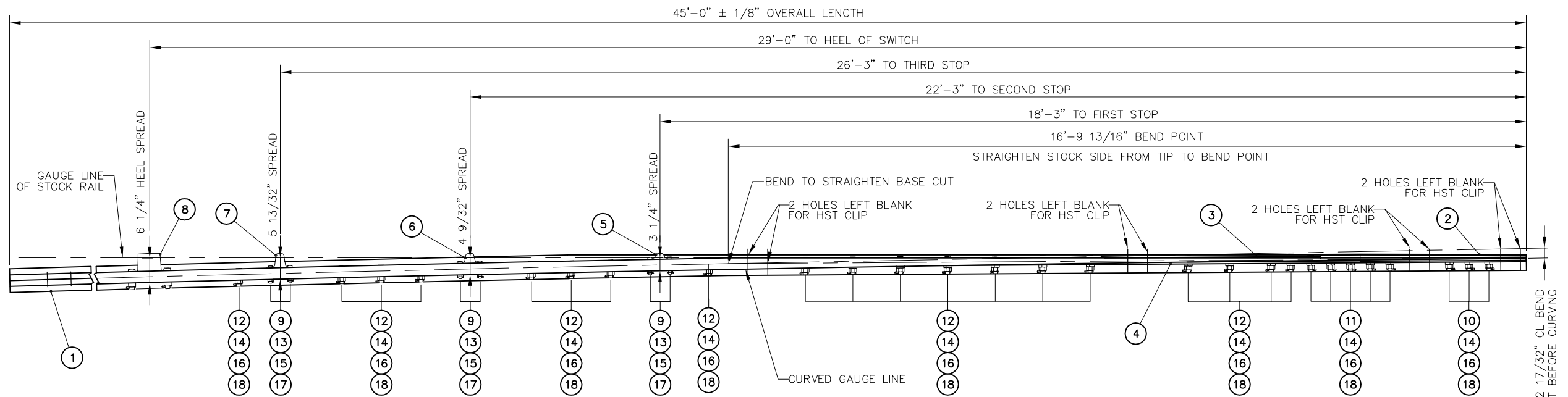
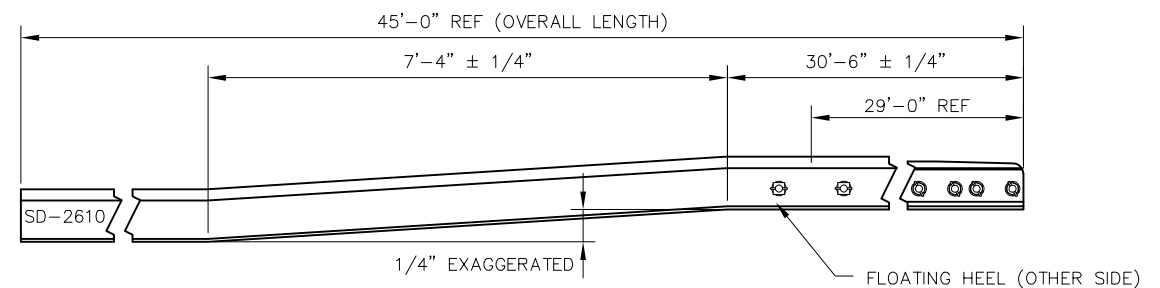


| BILL OF MATERIAL | | | BILL OF MATERIAL | | |
|------------------|-----|--|------------------|-----|---|
| ITEM | QTY | DESCRIPTION | ITEM | QTY | DESCRIPTION |
| 1 | 1 | SAMSON POINT RAIL, 45'-0" LONG, UR MANG TIP, CURVED, RH | 10 | 3 | BOLT, 1" DIA X 3 3/4" LONG, THIN SQ HEAD DRILLED @ 3 1/4", GR 5 |
| 2 | 1 | MANGANESE TIP, RH, FOR 29'-0", 136 LB RE SAMSON SWITCH POINT | 11 | 5 | BOLT, 1" DIA X 4" LONG, THIN SQ HEAD DRILLED @ 3 1/2", GR 5 |
| 3 | 1 | REINFORCING BAR, STOCK SIDE, 1/2" X 22'-11 7/8" LONG, SAMSON, RH POINT | 12 | 19 | BOLT, 1" DIA X 3 3/4" LONG, SQ HEAD DRILLED @ 3 3/8", GR 5 |
| 4 | 1 | REINFORCING BAR, GAUGE SIDE, 1/2" X 27'-4" LONG, SAMSON, RH POINT | 13 | 6 | NUT, 3/4" DIA HEAVY HEX, GR 5 |
| 5 | 1 | POINT STOP 2 1/16" HIGH | 14 | 27 | NUT, 1" DIA HEAVY HEX, GR 5 |
| 6 | 1 | POINT STOP 3 1/16" HIGH | 15 | 6 | SPRING WASHER, 3/4" DIA |
| 7 | 1 | POINT STOP 4 3/16" HIGH | 16 | 27 | SPRING WASHER, 1" DIA |
| 8 | 1 | HEEL BLOCK ASSEMBLY, FLOATING C/W HARDWARE | 17 | 6 | COTTER PIN, 3/16" DIA X 1 3/4" LONG |
| 9 | 6 | BOLT, 3/4" DIA X 4" LONG, SQ HEAD DRILLED @ 3 21/32", GR 5 | 18 | 27 | COTTER PIN, 1/4" DIA X 2" LONG |



LATERAL CURVING DETAIL
GAUGE SIDE



SIDE VIEW - VERTICAL BENDING DETAIL

NOTES:

1. ROUND EDGES OF SWITCH STOPS AT CONTACT AREAS, 1/2" R
2. BEVEL ALL BOLT HOLES
3. WRITE CALTRAIN SD NUMBER ON WEB OF RAIL WITH WATERPROOF MARKER OR PAINT

PENINSULA CORRIDOR JOINT POWERS BOARD

APPROVED BY:

Bernard Anagnost *Steph Chen*

ENGINEERING MANAGER

DEPUTY DIRECTOR OF ENGINEERING



1250 San Carlos Avenue
San Carlos, CA 94070

STANDARD DRAWINGS

SPECIAL TRACKWORK
NO 14 TURNOUT
SWITCH POINT ASSEMBLY FOR LH TURNOUT
RH CURVED 29'-0" SAMSON

CADD FILE NO.:
SD-2610

REV 0 DATE 093011

SPECIAL TRACKWORK

STANDARD NO.:
SD-2610

| REV | DATE | BY | CHK | APP | DESCRIPTION |
|-----|------|----|-----|-----|-------------|
| | | | | | |
| | | | | | |
| | | | | | |
| | | | | | |