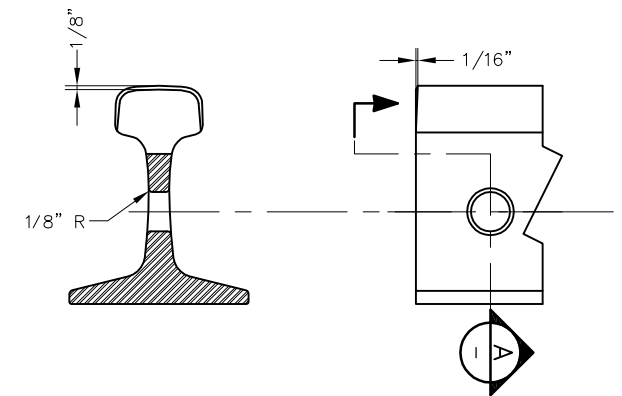
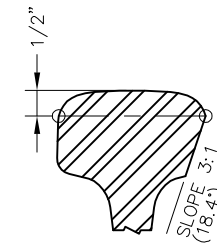
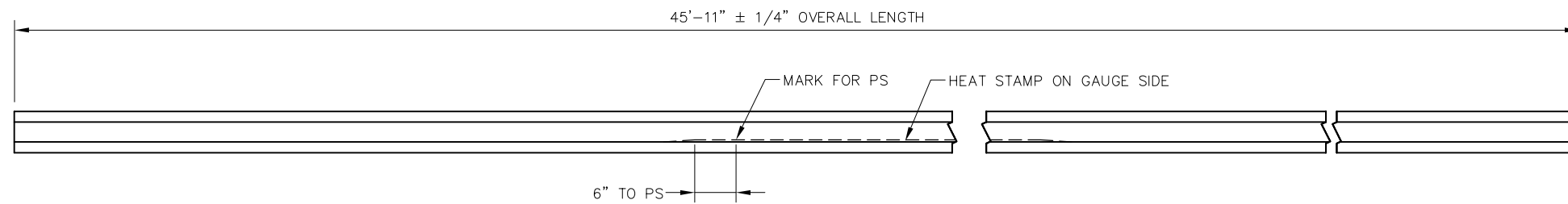


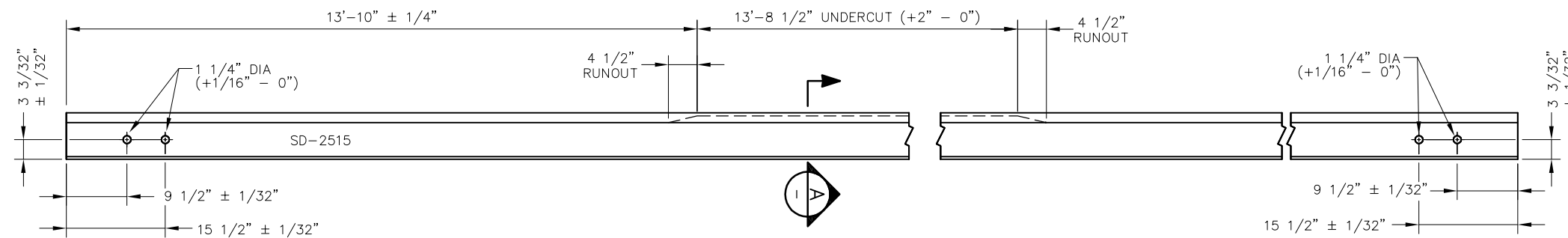
BILL OF MATERIAL		
ITEM	QTY	DESCRIPTION
1	1	RAIL, 136 LB RE 45'-11" LONG



**RAIL END / HOLE BEVELING DETAILS**  
RAIL HEAD ONLY - NOT BASE



**A** PARTIAL SECTION  
SCALE: NTS



**NOTES:**

1. ALL BURNING METHODS PROHIBITED
2. ALL BOLT HOLES SHALL BE BEVELED PER DETAIL
3. POINT OF SWITCH SHALL BE MARKED ON GAUGE SIDE OF WEB WITH A WHITE LINE USING WATERPROOF MARKER OR PAINT
4. WRITE CALTRAIN SD NUMBER ON WEB OF RAIL WITH WATERPROOF MARKER OR PAINT

REV	DATE	BY	CHK	APP	DESCRIPTION

**PENINSULA CORRIDOR JOINT POWERS BOARD**

APPROVED BY:

*Bernard Anzures*      *Steph Chen*

ENGINEERING MANAGER      DEPUTY DIRECTOR OF ENGINEERING



1250 San Carlos Avenue  
San Carlos, CA 94070

**STANDARD DRAWINGS**

**SPECIAL TRACKWORK**  
NO 10 TURNOUT  
SAMSON STOCK RAIL FOR RH TURNOUT  
LH STRAIGHT 45'-11" LONG

CADD FILE NO.: SD-2515	
REV 0	DATE 093011
SPECIAL TRACKWORK	
STANDARD NO.: SD-2515	