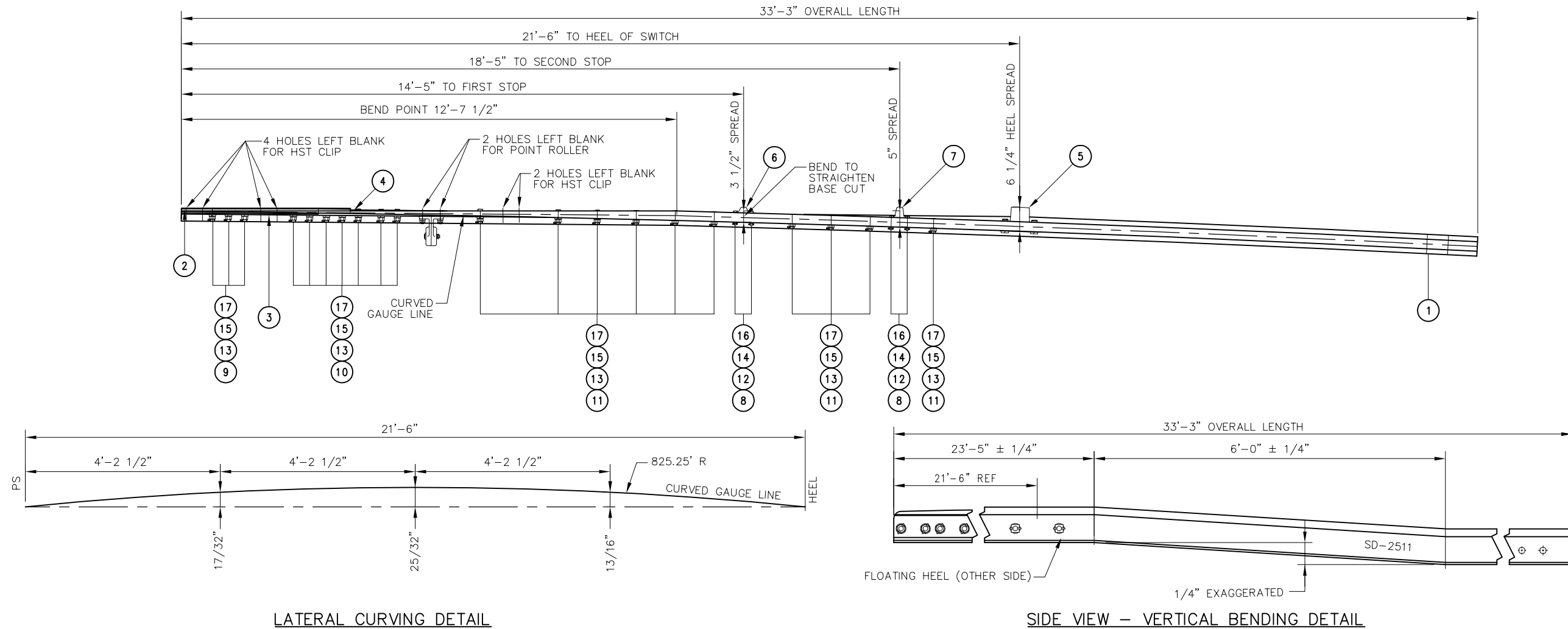


BILL OF MATERIAL			BILL OF MATERIAL		
ITEM	QTY	DESCRIPTION	ITEM	QTY	DESCRIPTION
1	1	SWITCH POINT RAIL, 33'-3" LONG, UR MANG TIP, CURVED, LH	10	7	BOLT, 1" DIA x 4" LONG, THIN SQ HEAD DRILLED @ 3 1/2" GRADE 5
2	1	MANGANESE TIP, 21'-6" LONG, 136 LB RE SAMSON SWITCH POINT, LH	11	10	BOLT, 1" DIA x 4" LONG, SQ HEAD DRILLED @ 3 7/16" GRADE 5
3	1	REINFORCING BAR, GAUGE SIDE, 1/2" x 19'-6" LONG, SAMSON, LH POINT	12	4	NUT, 3/4" DIA HEAVY HEX, GRADE 5
4	1	REINFORCING BAR, STOCK SIDE, 1/2" x 15'-1 1/2" LONG, SAMSON, LH POINT	13	20	NUT, 1" DIA HEAVY HEX, GRADE 5
5	1	HEEL BLOCK ASSEMBLY, FLOATING C/W HARDWARE	14	4	SPRING WASHER, 3/4" DIA
6	1	POINT STOP 2 5/16" HIGH	15	20	SPRING WASHER, 1" DIA
7	1	POINT STOP 3 13/16" HIGH	16	4	COTTER PIN, 3/16" DIA x 1 3/4" LONG
8	4	BOLT, 3/4" DIA x 4" LONG, SQUARE HEAD DRILLED @ 3 9/16" GRADE 5	17	20	COTTER PIN, 1/4" DIA x 2" LONG
9	3	BOLT, 1" DIA x 3 3/4" LONG, THIN SQUARE HEAD DRILLED @ 3 7/32" GRADE 5			





NOTES:

1. ROUND EDGES OF SWITCH STOPS AT CONTACT AREAS, 1/2" R
2. BEVEL ALL BOLT HOLES
3. WRITE CALTRAIN SD NUMBER ON WEB OF RAIL WITH WATERPROOF MARKER OR PAINT


REV	DATE	BY	CHK	APP	DESCRIPTION

PENINSULA CORRIDOR JOINT POWERS BOARD

APPROVED BY:

ENGINEERING MANAGER DEPUTY DIRECTOR OF ENGINEERING



1250 San Carlos Avenue
San Carlos, CA 94070

STANDARD DRAWINGS

SPECIAL TRACKWORK
 NO 10 TURNOUT
 SWITCH POINT ASSEMBLY FOR RH TURNOUT
 LH CURVED 21-6" SAMSON

CADD FILE NO.:	SD-2511
REV	DATE
0	093011
SPECIAL TRACKWORK	
STANDARD NO.:	SD-2511