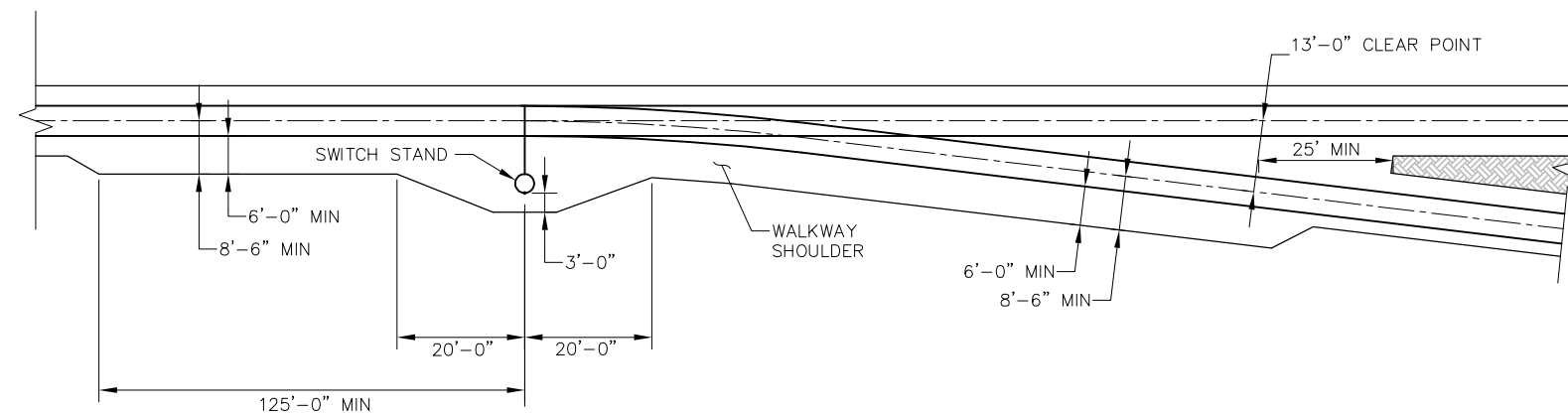
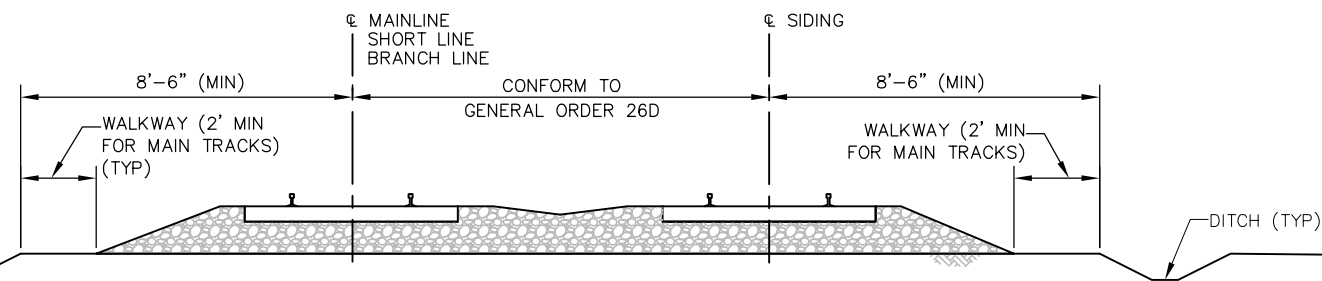


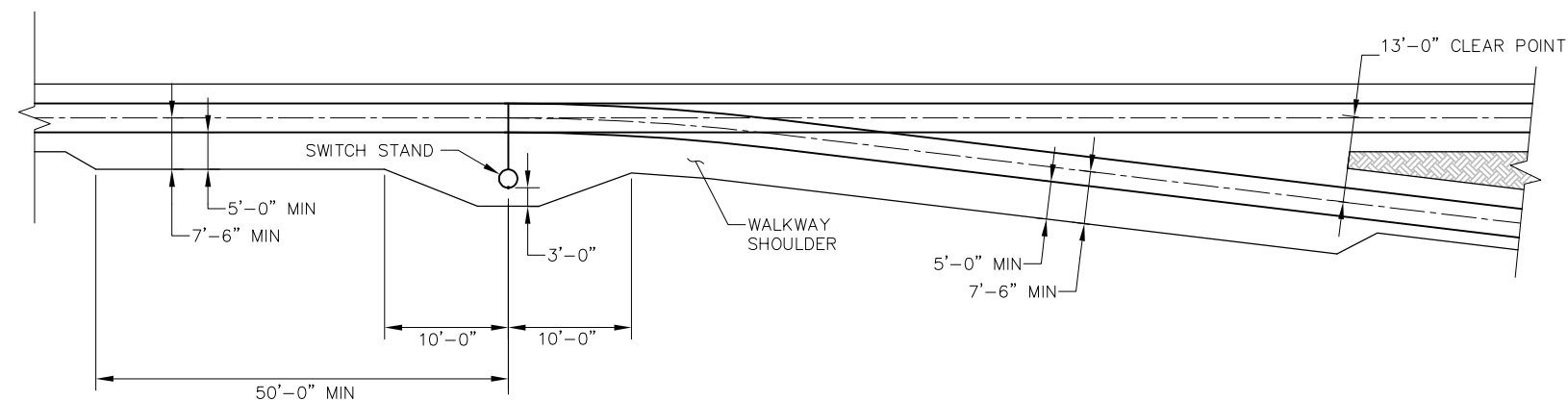
**STANDARD 1**  
WALKWAY ALONG MAIN LINE TRACKS



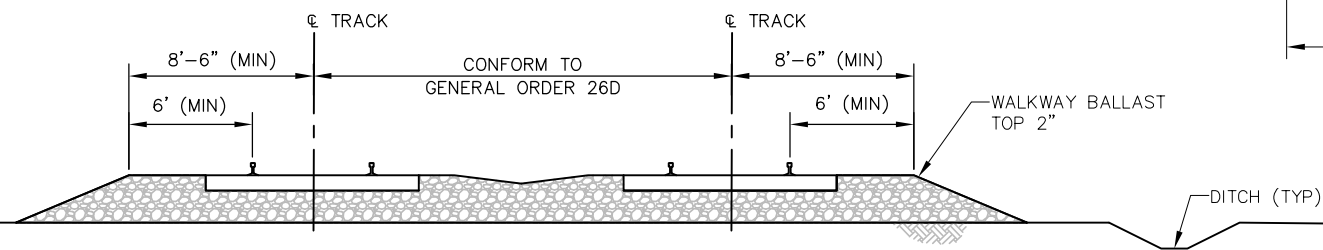
**STANDARD NO. 3**  
WALKWAYS AT NON-POWERED MAIN LINE SWITCHES  
ENTERING YARDS AND SERVING INDUSTRY TRACKS



**STANDARD 2**  
WALKWAY ALONG MAIN LINE TRACKS



**STANDARD NO. 5**  
WALKWAYS AT SHORT LINE AND BRANCH LINE SWITCHES,  
AND LOCATIONS WHERE SWITCHES ARE POWER OPERATED



**STANDARD 6**  
WALKWAYS IN YARDS AND POINTS WHERE INDUSTRIAL SWITCHING IS  
PERFORMED, BUT NOT LESS THAN 50 FT, IN ADVANCE OF SWITCH.



**NOTES:**

1. WALKWAY MUST HAVE MAXIMUM SLOPE OF 8:1, AND CLEAR OF VEGETATION
2. WALKWAYS SHALL PROVIDE A REASONABLE REGULAR SURFACE WITH GRADUAL SLOPE NOT TO EXCEED APPROXIMATELY ONE INCH TO 8 INCHES
3. WHERE CRUSHED MATERIAL IS USED FOR WALKWAY SURFACES ADJACENT TO TRACKS IN RAILWAY SWITCHING YARDS, 100% OF THE MATERIAL MUST BE CAPABLE OF PASSING THROUGH A 1 1/2 INCH SQUARE SIEVE OPENING AND 90-100% OF THE MATERIAL MUST BE CAPABLE OF PASSING THROUGH A 1-INCH SQUARE SIEVE OPENING


REV	DATE	BY	CHK	APP	DESCRIPTION	REV	DATE	BY	CHK	APP	DESCRIPTION

**PENINSULA CORRIDOR JOINT POWERS BOARD**

APPROVED BY:

ENGINEERING MANAGER      DEPUTY DIRECTOR OF ENGINEERING



1250 San Carlos Avenue  
 San Carlos, CA 94070

**STANDARD DRAWINGS**

**TRACK CLEARANCE**  
MINIMUM WALKWAY REQUIREMENTS  
PER CPUC GENERAL ORDER 118

CADD FILE NO.:	SD-2004
REV	DATE
0	093011
TRACK	
STANDARD NO.:	SD-2004