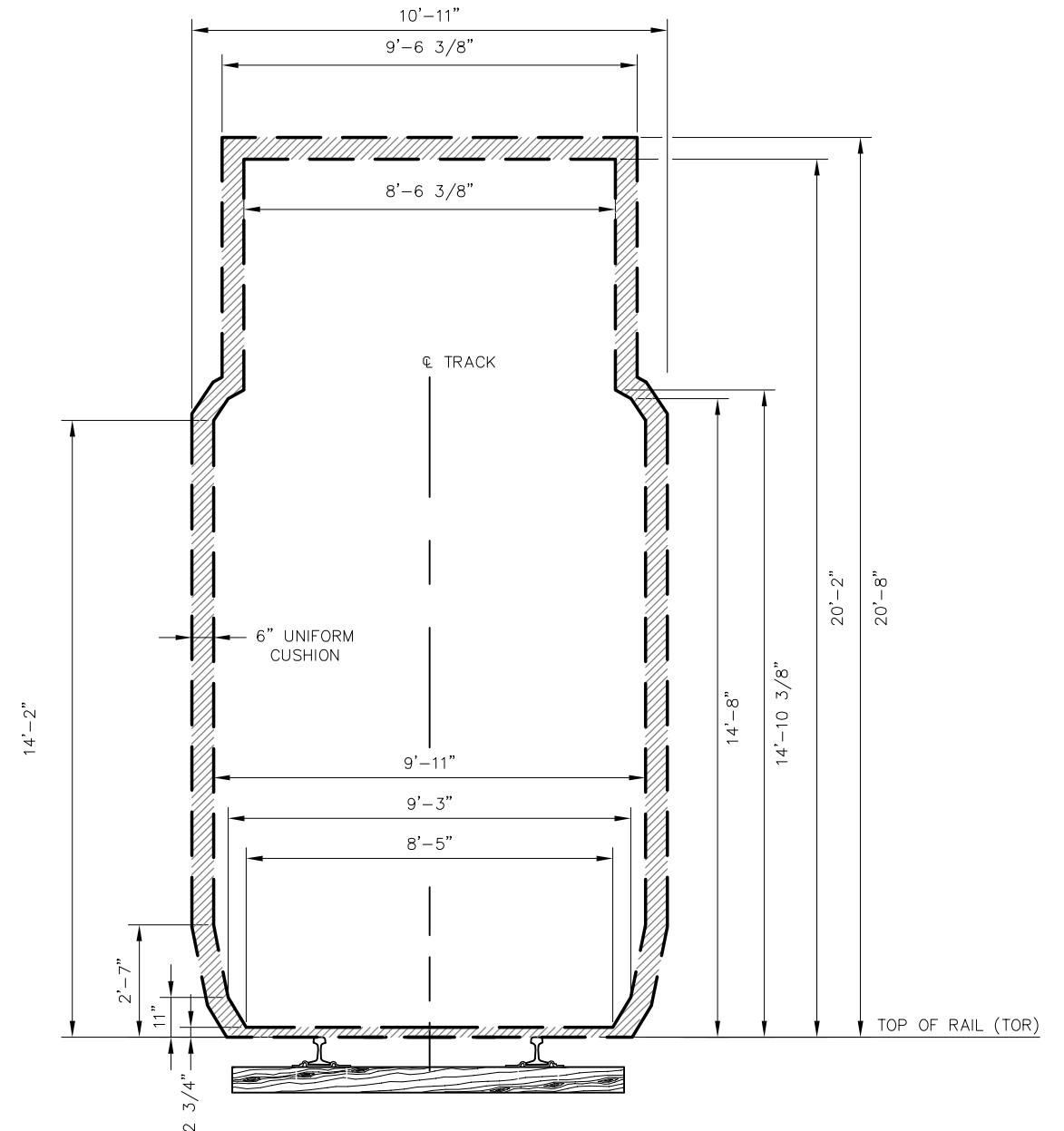


**AAR PLATE F
WITH 6" CUSHION**



**AAR PLATE H
WITH 6" CUSHION**



NOTES:

1. HORIZONTAL CLEARANCE DISTANCES SHALL BE INCREASED ON CURVES AT RATE OF 1.5" ON INSIDE OF CURVES AND 1.0" ON OUTSIDE OF CURVES PER DEGREE OF CURVE.
2. WHEN TRACK SUPERELEVATION IS SET APPROPRIATELY FOR THE AUTHORIZED TRAIN SPEED, ALL CLEARANCE MEASUREMENTS SHALL BE MADE PARALLEL TO THE PLANE OF THE TOP OF RAIL AND PERPENDICULAR TO THE CENTERLINE OF TRACK.
3. DIMENSIONS SHOWN ARE FOR INFORMATION ONLY AND NOT TO BE USED TO ESTABLISH LEGAL CLEARANCE REQUIREMENTS OR FOR HIGH-WIDE LOAD CLEARANCES.
4. CALTRAIN CLEARANCE REQUIREMENTS ARE IN SD-2002. THE 2-3/4" ABOVE TOP OF RAIL IS ABSOLUTE MINIMUM UNDER ANY AND ALL CONDITIONS OF LADING, OPERATIONS, AND MAINTENANCE.


REV	DATE	BY	CHK	APP	DESCRIPTION	REV	DATE	BY	CHK	APP	DESCRIPTION

PENINSULA CORRIDOR JOINT POWERS BOARD

APPROVED BY:

ENGINEERING MANAGER DEPUTY DIRECTOR OF ENGINEERING



1250 San Carlos Avenue
 San Carlos, CA 94070

STANDARD DRAWINGS

**TRACK
CLEARANCE**
 AAR PLATE F AND H CAR
 CLEARANCE ENVELOPES

CADD FILE NO.:		SD-2001
REV	DATE	093011
0		
TRACK		
STANDARD NO.:		SD-2001